



71st ANNUAL REPORT 2022



Takaful
Products

in Safe Hands,
ALWAYS



Contents

	Page No.
<input type="checkbox"/> Company Information	02
<input type="checkbox"/> Key Financial Data	04
<input type="checkbox"/> Vision and Mission Statements	05
<input type="checkbox"/> Quality Policy	06
<input type="checkbox"/> Notice of Annual General Meeting	07
<input type="checkbox"/> Report of Directors to Shareholders	08
<input type="checkbox"/> Statement of Compliance with the Public Sector Companies (Code of Corporate Governance) Rules, 2013 And Code of Corporate Governance for Insurers, 2016	17
<input type="checkbox"/> Review Report to the Members on Statement of Compliance With Code of Corporate Governance	25
<input type="checkbox"/> Independent Auditors' Report to the Members	26
<input type="checkbox"/> Statement of Financial Position	29
<input type="checkbox"/> Profit & Loss Account	30
<input type="checkbox"/> Statement of Comprehensive Income	31
<input type="checkbox"/> Statement of Cash Flows	32
<input type="checkbox"/> Statement of Changes in Equity	34
<input type="checkbox"/> Notes to the Financial Statements	35
<input type="checkbox"/> Pattern of Shareholdings	79
<input type="checkbox"/> Branches, Units and Representative Offices	80
<input type="checkbox"/> Form of Proxy	



Company Information

Board of Directors

Mr. Abdul Shakoor Shaikh
Chairman

Mr. Faisal Mumtaz
Director

Mr. Mushtaq Ahmad
Director

Mr. Muhammad Amjad
Director

Mr. Faisal Haroon Zai
Director

Dr. Ghazala Nafees
Director

Chief Executive Officer

Dr. Syed Arif Hussain

Chief Financial Officer

Mr. Faraz Ahmed

Company Secretary

Mr. Faraz Ahmed

BOARD COMMITTEES

Audit Committee

Dr. Ghazala Nafees
Chairman

Mr. Faisal Mumtaz
Member

Mr. Muhammad Amjad
Member

Mr. Muhammad Shahbaz Khan
Secretary

Ethics, Human Resource, Remuneration, Nomination And Procurement Committee

Mr. Abdul Shakoor Shaikh
Chairman

Dr. Ghazala Nafees
Member

Mr. Faisal Haroon Zai
Member

Dr. Syed Arif Hussain
Member

Mr. Liaqut Ali Qamar
Secretary

Investment Committee

Mr. Mushtaq Ahmad
Chairman

Mr. Faisal Haroon Zai
Member

Dr. Syed Arif Hussain
Member

Mr. Faraz Ahmed
Member & Secretary

MANAGEMENT COMMITTEES

Underwriting, Re-insurance And Co-insurance Committee

Mr. Faisal Haroon Zai
Chairman

Mr. Mushtaq Ahmad
Member

Dr. Syed Arif Hussain
Member

Mr. Faraz Ahmed
Member

Mr. Khawaja Balighuddin
Secretary

Claims Settlement Committee

Mr. Muhammad Amjad
Chairman

Mr. Abdul Shakoor Shaikh
Member

Dr. Ghazala Nafees
Member

Dr. Syed Arif Hussain
Member

Mr. Rana Jawed
Secretary

Risk Management, Compliance And IT Steering Committee

Mr. Faisal Mumtaz
Chairman

Dr. Ghazala Nafees
Member

Dr. Syed Arif Hussain
Member

Mr. Faraz Ahmed
Member

Mr. Umair Sattar Abro
Member & Secretary



Company Information

Management

Dr. Syed Arif Hussain
Chief Executive Officer

Mr. Faraz Ahmed
Chief Financial Officer
& Company Secretary

Mr. Khawaja Balighuddin
General Manager /
Head of Operations

Mr. Liaqut Ali Qamar
Head of HR, Admin & Law

Mr. Rana Jawed
Head of Claims

Mr. Muhammad Shahbaz Khan
Head of Internal Audit

Mr. Umair Sattar Abro
Head of Compliance
& Risk Manager

Muhammad Nadir
Head of Takaful

Auditors

M/S Grant Thornton Anjum Rahman
Chartered Accountants

Legal Advisor

Mr. Sajid Bashir
Advocate

Tax Consultants

M/S EY Ford Rhodes
Chartered Accountants

Marketing

Mr. Muhammad Reyaz Ahmed
Branch Head
Main Branch
Karachi

Mr. Azmat ullah Shaikh
Branch Head
Central Branch
Karachi

Mr. Muhammad Abbas
Branch Head
Karachi South Division Branch
Karachi

Mr. Babar Shehzad
Branch Head
Multan Branch
Multan

Mr. Najam ul Hassan
Branch Head
Lahore Branch
Lahore

Mr. Abdul Sattar Javed
Branch Head
Faisalabad Branch
Faisalabad

Mr. S. A. Raza
Branch Head
Islamabad Branch
Islamabad

Bankers

United Bank Limited
Allied Bank Limited
JS Bank Limited
MCB Limited
Meezan Bank Limited
National Bank of Pakistan
Soneri Bank Limited

Reinsurers

Ocean International Reinsurance Company
Pakistan Re-Insurance Company Limited
Labuan Reinsurance (L) Ltd
Saudi Reinsurance Company

Registered Office

4th Floor, Building # 1-B,
State Life Square,
I.I. Chundrigar Road
Karachi - Pakistan
Tel: 32416041-45
E-mail: info@alphainsurance.com.pk
Web: www.alphainsurance.com.pk



Key Financial Data - Six Years

(Figures in '000)

	2022	2021	2020	2019	2018	2017
Paid Up Capital	500,000	500,000	500,000	500,000	500,000	500,000
Retained Earning	106,401	120,430	102,581	99,783	96,712	146,048
Capital & Revenue Reserves	81,799	92,611	97,537	105,743	108,890	95,005
Total Equity	688,200	713,041	700,118	705,526	705,602	741,053
Underwriting Reserves	297,263	214,408	258,719	276,064	373,769	502,737
Total Reserves	485,463	427,449	458,837	481,590	579,371	743,790
Total Liabilities	466,485	364,564	382,809	406,449	510,467	670,093
Total Assets	1,154,685	1,077,605	1,082,927	1,111,974	1,216,069	1,411,146
Investments, Cash & Bank Balances	808,354	783,740	801,037	796,174	839,432	912,061
Gross Premium	255,507	174,121	97,043	114,854	83,474	106,277
Retained Premium (Net Premium)	182,580	102,878	70,318	60,197	47,419	79,917
Net Claims (Loss)	116,577	26,270	44,550	2,696	46,024	89,344
Management & Other Expenses	98,016	88,180	92,869	95,974	95,401	96,130
Underwriting Profit / (Loss)	(68,100)	(35,717)	(57,895)	(56,046)	(97,527)	(123,106)
Investments and Miscellaneous Income	61,044	68,303	66,690	68,113	48,139	55,370
Finance Cost (IFRS 16)	997	1,582	2,159	2,631	-	-
Profit / (Loss) Before Tax	(11,083)	27,763	2,971	5,743	(53,466)	(67,735)
Profit / (Loss) After Tax	(14,283)	18,256	1,835	3,596	(49,628)	(59,986)

Important Ratios

Gross premium to total equity - %	37%	24%	14%	16%	12%	14%
Net premium to total equity - %	27%	14%	10%	9%	7%	11%
Net Loss to net premium - %	64%	26%	63%	4%	97%	112%
Expense to net premium - %	54%	86%	132%	159%	201%	120%
Combined ratio - (net loss + expense ratio) to net premium - %	118%	111%	195%	164%	298%	232%
Underwriting Loss to net premium - %	37%	35%	82%	93%	206%	154%
Return on Equity - (before tax) (Rs.)	(0.016)	0.039	0.004	0.008	(0.076)	(0.091)
Return on Equity - (after tax) (Rs.)	(0.021)	0.026	0.003	0.005	(0.070)	(0.081)
Return on Total Assets - (before tax) (Rs.)	(0.010)	0.026	0.003	0.005	(0.044)	(0.048)
Return on Total Assets - (after tax) (Rs.)	(0.012)	0.017	0.002	0.003	(0.041)	(0.043)
Breakup value per share (Book Value) Rs.	13.76	14.26	14.00	14.11	14.11	14.82



VISION STATEMENT

With help and involvement of all its Stakeholders to make Alpha one of the leading General Insurance Company of the Country with a vibrant marketing force and efficient and responsive office, so as to provide best quality services to its policyholders.

MISSION STATEMENT

To work zealously towards attaining these objectives and be able to compete in the open market by developing a vibrant field force and efficient and responsive office staff.



OUR QUALITY POLICY

We are committed to provide best quality service to our valued policyholders to their satisfaction by assessing their risk need, tailoring product to their requirements and by consistent efforts to reduce time for settlement of claims. We believe that proper assessment of risks of our clients and prompt settlement of claims are the key to our Company's growth.

To comply with and continuously improve the effectiveness of our quality Management System.



Notice of Annual General Meeting

Notice is hereby given that 71st Annual General Meeting of Alpha Insurance Company Limited will be held on Friday, April 28, 2023 at 11:00 a.m. at registered office of the Company situated at 4th Floor, Building No. 1-B, State Life Square, I. I. Chundrigar Road, Karachi to transact the following business:

ORDINARY BUSINESS:

1. To confirm the minutes of the Extra Ordinary General Meeting held on Thursday, September 29, 2022.
2. To receive, consider and adopt Audited Financial Statements of the Company for the year ended December 31, 2022 together with the Auditors' and Directors' Report thereon.
3. To appoint the auditors of the Company for the year ending December 31, 2023 and fix their remuneration.
4. Any other matter with the permission of the Chairman.

By Orders of the Board

Faraz Ahmed
Company Secretary

Karachi: April 07, 2023

Notes:

1. The share transfer Books of the Company will remain closed from April 18, 2023 to April 28, 2023 (both days inclusive).
2. A member entitled to attend and vote at the meeting may appoint another member as proxy to attend and vote in the meeting.
3. The instrument appointing a proxy must be received at registered Office of the Company situated at 4th Floor, Building No. 1-B, State Life Square, I. I. Chundrigar Road, Karachi not later than 48 hours before the time of the Meeting. A member shall not be entitled to appoint more than one proxy. If a member appoints more than one proxy and more than one instrument of proxy are deposited by a member with the Company, all such instruments of proxies shall be rendered invalid.
4. Change of address, if any, should be notified immediately to the Company at 4th Floor, Building No. 1-B, State Life Square, I.I. Chundrigar Road, Karachi.



Report of the Directors to Shareholders

For the year ended December 31st, 2022

Company Performance

Directors of your Company are presenting 71st Annual Report together with Audited Financial Statements and Auditors' Report thereon for the year ended December 31st, 2022.

Following are key financial results for the period under review:

Table-1

	Rupees in '000'			
	2022		2021	
	Rupees	%	Rupees	%
Gross premium	255,507	100%	174,121	100%
Net Premium Revenue	182,580	71%	102,878	59%
Insurance claims and acquisition costs	(155,694)	-61%	(53,656)	-31%
Management Expenses	(94,986)	-37%	(84,939)	-49%
Underwriting results (Loss)	(68,100)	-27%	(35,717)	-21%
Profit / (Loss) before tax	(11,083)	-4%	27,763	16%
Taxation (Charge)/Gain	(3,200)	-1%	(9,507)	-5%
Profit / (Loss) after tax	(14,283)	-6%	18,256	10%
Other comprehensive income	254		(407)	
Profit available for appropriation	106,401		120,430	

Table-2

	Rupees in '000'			
	2022	2021	Change - favorable / (unfavorable) Rupees	Change - favorable / (unfavorable) %
	Rupees			
Gross premium	255,507	174,121	81,386	47%
Net Premium Revenue	182,580	102,878	79,702	77%
Insurance claims and acquisition costs	(155,694)	(53,656)	(102,038)	190%
Management Expenses	(94,986)	(84,939)	(10,047)	12%
Underwriting results (Loss)	(68,100)	(35,717)	(32,383)	91%
Profit / (Loss) before tax	(11,083)	27,763	(38,846)	-140%
Taxation (Charge)/Gain	(3,200)	(9,507)	6,307	66%
Profit / (Loss) after tax	(14,283)	18,256	(32,539)	-178%
Other comprehensive income	254	(407)	661	162%
Profit available for appropriation	106,401	120,430	(14,029)	-12%



As it can be seen in above presented tables that gross premium has increased by 47 percent while the net premium has increased by 77 percent. The increase in net premium is higher than the gross premium due to the lesser reinsurance cost and decrease in Unearned Premium Reserve (UPR) reserve. The insurance acquisition cost is increased in comparison with last year due to the increase in underwritten premium. The Insurance Claim is also increased during the period due to major claims were reported i.e. Flood and fire; the other insurance companies also suffered.

Due to increase in the business, the management expenses for the year went up by 12 percent in comparison with the growth the management expense is less increased due to strict monitoring and control over the expenses by the management. Underwriting loss has gone up by 88 percent due to increase in claims.

The management of the Company is continuously endeavouring to explore opportunities to increase its business by developing and strengthening its contact with the insurance broker community, other insurance companies, banks and other such producer channels.

Credit Rating

VIS has performed their procedures to assign the rating for the year 2022-23. VIS has rated the company for the year 2022-23 "A+" (single A plus) with stable outlook.

Reinsurance

Reinsurance arrangements for the year 2023 have already been finalized in the last quarter of 2022. The underwriting capacity of your company has been increased from 750 million to 1 billion for Fire, Marine and Engineering classes.

Contingencies and Commitments

The Board has sufficient reasons to believe that the ultimate outcome of contingencies mentioned in note # 21 to the Financial Statements will be in Company's favour.

Minimum Paid-up Capital

Your company has increased its paid-up capital to Rs. 500 million in 2017 and presently is compliant with the minimum paid-up capital requirements.

Dividend and Appropriations

Due to losses over the periods and loss reported in the current period the Directors have decided not to pay dividend for the year.

Earnings Per Share

Earnings per share remains in the year 2022 is Rs. (0.27). However, in the last year i.e. 2021, it was Rs.0.37. Earnings per share for the year 2022 has decreased by Rs. 0.63.

Auditors

On completion of tenure of M/s. Grant Thornton Anjum Rahman, being eligible, to offer themselves for reappointment as Auditors of the Company. On recommendation of Audit Committee the Board proposes to appoint them for the year 2023.



Statement of Directors Responsibility

- The financial statements, prepared by the management of the Company, present fairly its state of affairs, the result of its operations, cash flows and changes in equity.
- Proper books of accounts of the Company have been maintained.
- Appropriate accounting policies have been consistently applied in the preparation of the financial statements and accounting estimates are based on reasonable and prudent judgment.
- International Accounting Standards, as applicable in Pakistan, have been followed in the preparation of financial statements. Approved accounting standards comprise of such International Financial Reporting Standards (IFRS) issued by the International Accounting Standard Board as are notified under the Companies Act, 2017, provisions of and directives issued under the Companies Act, 2017, the Insurance Ordinance, 2000, and SEC (Insurance) Rules, 2017. Any departure therefrom has been adequately disclosed.
- The internal control system has been augmented and has provided effective monitoring and controls to the senior management.
- There is no basis to doubt about the Company's ability to continue as a going concern.
- Statement of Compliance with the Code of Corporate Governance is attached to these Financial Statements.

Director's Remuneration

In line with the requirement of regulations, the policy of remuneration of non-executive directors including independent directors, the Company does not pay any remuneration to its non-executive directors (including independent directors) except as a meeting fee for attending the Board meetings in compliance with the requirements of the Company's Article of Association.

Board Meetings

During the year Seven (7) meetings of the Board of the Directors were held, attendance details are as follows:

Name of Directors	Eligible for No. of Meetings	Attended
Muhammad Izqar Khan	5	5
Mushtaq Ahmad	7	6
Faisal Mumtaz	7	5
Dr. Faiz Illahi Memon	5	5
Taseer Yousuf Makhdoom	6	6
M. Veqaruddin Arif	6	6
Dr. Ghazala Nafees	7	7
Manzoor Ali Shaikh	2	2
Muhammad Amjad	1	1
Faisal Haroon Zai	-	-

During the year, the Board welcomed Mr. Manzoor Ali Shaikh, Mr. Muhammad Amjad and Mr. Faisal Haroon Zai as newly appointed Directors of the company. The Directors wish to place on record their appreciation of valuable contributions made by the outgoing Directors Mr. Muhammad Izqar Khan, Dr. Faiz Illahi Memon, Mr. Taseer Yousuf Makhdoom, Mr. M. Veqaruddin Arif and Mr. Manzoor Ali Shaikh.



Board Committees' Meetings

Following are the details of Board Committees' meetings held during the year:

	No. of Meetings held
Ethics, HR, Remuneration, Nomination and Procurement Committee	2
Investment Committee	2
Audit Committee	5

Management Committees' Meetings

Following are the details of Management Committees' meetings held during the year:

	No. of Meetings held
Underwriting, Reinsurance and Coinsurance Committee	2
Claims Settlement	2
Risk Management, Compliance and IT Steering Committee	2

Pattern of Shareholding

Pattern of shareholding is enclosed in this annual report.

Six Years Key Data

Six years key data is enclosed in this annual report.

Acknowledgement

Directors like to thank our valued clients for placing their confidence in the Company for protection of their risk and also acknowledge our shareholders specially State Life Insurance Corporation of Pakistan for their confidence on the Company, the Securities & Exchange Commission of Pakistan, the Insurance Association of Pakistan, State Bank of Pakistan and all our foreign correspondents and reinsurers whose cooperation, guidance and advice have been a source of valued assistance to us.

We appreciate the services rendered by our marketing and office staff throughout the country during the year under review.

For and on behalf of the Board

Dr. Syed Arif Hussain
Chief Executive Officer

Abdul Shakoore Shaikh
Chairman

Karachi: April 05, 2023

ڈائریکٹرز رپورٹ برائے شیئر ہولڈرز

برائے سال ختمہ 31 دسمبر 2022

کمپنی کی کارکردگی

آپ کی کمپنی کے ڈائریکٹرز برائے سال ختمہ 31 دسمبر 2022 کے آڈٹ شدہ مالی گوشواروں اور اس پر آڈیٹرز کی رپورٹ کے ساتھ 71 ویں سالانہ رپورٹ پیش کر رہے ہیں۔

درج ذیل اہم مالی نتائج برائے سال 2021 اور 2022 کے ہیں:-

جدول 1 (روپے ہزار میں)

2021		2022		
%	روپے	%	روپے	
100%	174,121	100%	255,507	مجموعی پریمیم
59%	102,878	71%	182,580	نیٹ پریمیم ریونیو
-31%	(53,656)	-61%	(155,694)	انسورنس کلیمز اور حصول کی لاگت
-49%	(84,939)	-37%	(94,986)	انتظامی اخراجات
-21%	(35,717)	-27%	(68,100)	انڈر رائٹنگ نتائج (نقصان)
16%	27,763	-4%	(11,083)	منافع / (نقصان) قبل از ٹیکس
-5%	(9,507)	-1%	(3,200)	ٹیکس (چارج) / منافع
10%	18,256	-6%	(14,283)	منافع / (نقصان) بعد از ٹیکس
	(407)		254	دیگر جامع آمدنی / (نقصان)
	120,430		106,401	دستیاب منافع برائے تصرف

جدول 2 (روپے ہزار میں)

تبدیلی موافق / (ناموافق)		تبدیلی موافق / (ناموافق)		2021		2022		
%	روپے	%	روپے	%	روپے	%	روپے	
47%	81,386	47%	81,386	100%	174,121	100%	255,507	مجموعی پریمیم
77%	79,702	77%	79,702	59%	102,878	71%	182,580	نیٹ پریمیم ریونیو
190%	(102,038)	190%	(102,038)	-31%	(53,656)	-61%	(155,694)	انسورنس کلیمز اور حصول کی لاگت
12%	(10,047)	12%	(10,047)	-49%	(84,939)	-37%	(94,986)	انتظامی اخراجات
91%	(32,383)	91%	(32,383)	-21%	(35,717)	-27%	(68,100)	انڈر رائٹنگ نتائج (نقصان)
-140%	(38,846)	-140%	(38,846)	16%	27,763	-4%	(11,083)	منافع / (نقصان) قبل از ٹیکس
66%	6,307	66%	6,307	-5%	(9,507)	-1%	(3,200)	ٹیکس (چارج) / منافع
-178%	(32,539)	-178%	(32,539)	10%	18,256	-6%	(14,283)	منافع / (نقصان) بعد از ٹیکس
162%	661	162%	661		(407)		254	دیگر جامع آمدنی / (نقصان)
-12%	(14,029)	-12%	(14,029)		120,430		106,401	دستیاب منافع برائے تصرف

جیسا کہ درج بالا جدول سے دیکھا جاسکتا ہے، مجموعی پرییم میں 47 فیصد اضافہ ہوا، جب کہ خالص پرییم میں 77 فیصد اضافہ ہوا ہے۔ ری انشورنس کی کم لاگت اور (Unearned Premium Reserve UPR) ریزرو میں کمی کی وجہ سے خالص پرییم میں اضافہ مجموعی پرییم سے زیادہ ہے۔ انڈر رائٹ پرییم میں اضافے کی وجہ سے انشورنس کے حصول کی لاگت میں پچھلے سال کے مقابلے میں اضافہ ہوا ہے۔ اس مدت کے دوران سیلاب اور آتشزدگی کی مد میں بڑے کلیمز موصول ہوئے جس وجہ سے انشورنس کلیم میں اضافہ ہوا نیز یہ کہ اس صورتحال سے دیگر انشورنس کمپنیوں کو بھی نقصان پہنچا۔

کاروبار میں اضافے کی وجہ سے سال بھر کے انتظامی اخراجات میں ترقی کے مقابلے میں 12 فیصد اضافہ ہوا ہے، انتظامیہ کی جانب سے اخراجات پر کڑی نگرانی اور کنٹرول کی وجہ سے انتظامی اخراجات کم بڑھے ہیں۔ کلیمز میں اضافے کی وجہ سے انڈر رائٹنگ نقصان میں 88 فیصد اضافہ ہوا ہے۔

کمپنی کی انتظامیہ انشورنس بروکر کمیونٹی، دیگر انشورنس کمپنیوں، بینکوں اور ایسے دیگر پروڈیوسر چینلز کے ساتھ اپنے روابط کو مضبوط بنا کر اپنے کاروبار کو بڑھانے کے مواقع تلاش کرنے کی مسلسل کوشش کر رہی ہے۔

کریڈٹ ریٹنگ

VIS سال 2022-23 کی ریٹنگ کیلئے کام کر رہی ہے۔ VIS نے مستحکم آؤٹ لک کیساتھ سال 2022-23 "A+" (سنگل A پلس) کیلئے کمپنی کی درجہ بندی کی ہے۔

ری انشورنس

سال 2023 کیلئے ری انشورنس کے انتظامات کو سال 2022 کی آخری سہ ماہی میں پہلے ہی حتمی شکل دے دی گئی ہے۔ فائر، میرین اور انجینئرنگ کلاسز کیلئے آپ کی کمپنی کی انڈر رائٹنگ کی صلاحیت 750 ملین روپے سے بڑھا کر 1 بلین روپے کر دی گئی ہے۔

امکانات اور وعدے

بورڈ کے پاس یقین کرنے کی کافی وجوہات ہیں کہ مالیاتی گوشواروں کے نوٹ نمبر 21 میں درج معاملات کا نتیجہ کمپنی کے حق میں ہوگا۔

اداشدہ سرمائے میں اضافہ

سال 2017 میں آپ کی کمپنی پہلے ہی اپنا اداشدہ سرمایہ 500 ملین روپے کر چکی ہے اور فی الحال اداشدہ سرمایہ قانونی تقاضوں کے عین مطابق ہے۔

منافع منقسمہ اور تصرف

گزشتہ کئی سالوں بھر موجودہ سال کے دوران مسلسل نقصانات اور کم آمدنی کی بناء پر اس سال ڈائریکٹرز نے ڈیویڈنڈ ادا نہ کرنے کا فیصلہ کیا ہے۔

فی شیئر آمدنی

سال 2022 میں فی حصص آمدنی (0.27) روپے ہے۔ تاہم، پچھلے سال یعنی 2021 میں یہ 0.37 روپے تھا۔ سال 2022 میں فی شیئر آمدنی میں 0.63 روپے کی کمی ہوئی ہے۔

آڈیٹرز

اپنا دورانیہ مکمل کرنے کے بعد میسرز گرانٹ تھارنٹن انجم رحمان کمپنی کے آڈیٹرز کے طور پر دوبارہ تقرری کیلئے اپنی خدمات پیش کرنے کے اہل ہیں۔ آڈٹ کمیٹی کی سفارش پر، سال 2023 کیلئے بورڈ ان کو تقرر کرنے کی تجویز پیش کرتا ہے۔

ڈائریکٹرز کی ذمہ داری کا اسٹیٹمنٹ

- مالیاتی گوشوارے جو کمپنی کی انتظامیہ نے تیار کئے ہیں ان کے کاروباری معاملات، ان کے آپریشنز کے نتائج، کیش فلوز اور ایکویٹی میں تبدیلیوں کو منصفانہ طریقہ سے پیش کیا گیا ہے۔
- کمپنی کے حسابی کھاتوں کو باقاعدہ طور پر تیار کیا گیا ہے۔
- مالیاتی گوشواروں کی تیاری میں مناسب اکاؤنٹنگ پالیسیوں کو تواتر کے ساتھ استعمال کیا گیا ہے اور اکاؤنٹنگ تخمینہ جات مناسب اور محتاط اندازوں پر مبنی ہیں۔
- مالیاتی گوشواروں کی تیاری میں پاکستان میں قابل اطلاق انٹرنیشنل اکاؤنٹنگ اسٹینڈرڈز پر عملدرآمد کیا گیا۔ منظور شدہ اکاؤنٹنگ اسٹینڈرڈز ایسے انٹرنیشنل فنانشل رپورٹنگ اسٹینڈرڈز (IFRS) پر مبنی ہیں جو انٹرنیشنل اکاؤنٹنگ اسٹینڈرڈ بورڈ نے جاری کئے اور جو کمپنیز ایکٹ 2017 و مندرجات اور ہدایات جاری شدہ ماتحت کمپنیز ایکٹ 2017، انٹرنس آرڈیننس 2000 اور انٹرنس رولز 2017 کے تحت ہیں اور اگر کہیں انحراف کرنا پڑا تو وہ معقول طور پر شائع کیا گیا ہے۔
- اندرونی کنٹرول سسٹم کی توثیق کر دی گئی ہے اور اس نے سینئر مینجمنٹ کو موثر مانیٹرنگ اور کنٹرول فراہم کیا ہے۔
- گونگ کنسرن کے طور پر جاری رکھنے کیلئے کمپنی کی صلاحیت پر شک کرنے کی کوئی بنیاد نہیں۔
- اسٹیٹمنٹ آف کمپلائنس و کوڈ آف کارپوریٹ گورننس برائے پبلک سیکورٹیز اور انٹرنیشنل مالیاتی گوشواروں کے ساتھ منسلک ہے۔

ڈائریکٹرز کا معاوضہ

ضوابط کے تقاضوں کے مطابق، آزاد ڈائریکٹرز سمیت نان ایگزیکٹو ڈائریکٹرز کے معاوضے کی پالیسی کے مطابق، کمپنی اپنے نان ایگزیکٹو ڈائریکٹرز (بشمول آزاد ڈائریکٹرز) کو بورڈ کے اجلاسوں میں شرکت کے لیے کمپنی کے آرٹیکل آف ایسوسی ایشن کی ضروریات کی تعمیل کرتے ہوئے میٹنگ فیس کے علاوہ کوئی معاوضہ طے کرنے کا مجاز نہیں ہے۔

بورڈ کے اجلاس

سال کے دوران بورڈ آف ڈائریکٹرز کے سات (7) اجلاس منعقد ہوئے جن کی حاضری کی تفصیلات مندرجہ ذیل ہے:-

حاضر ہوئے	اجلاس کی تعداد کیلئے اہل	
5	5	محمد زکریا خان
6	7	مشتاق احمد
5	7	فیصل ممتاز
5	5	ڈاکٹر فیض الہی میمن
6	6	تاشیر یوسف مخدوم

6	6	محمد وقار الدین عارف
7	7	ڈاکٹر عزیز الہ نقیس
2	2	منظور علی شیخ
1	1	محمد امجد
-	-	فیصل ہارون زئی

سال کے دوران، بورڈ نے جناب منظور علی شیخ، جناب محمد امجد اور جناب فیصل ہارون زئی کو کمپنی کے نئے مقرر کردہ ڈائریکٹرز کے طور پر خوش آمدید کہا۔ ڈائریکٹرز سبکدوش ہونے والے ڈائریکٹرز جناب محمد ظہار خان، ڈاکٹر فیض الہی میمن، جناب تاثیر یوسف مخدوم، جناب ایم وقار الدین عارف اور جناب منظور علی شیخ کی گرانقدر خدمات کو ریکارڈ خراج پیش کرتے ہیں۔

بورڈ کمیٹیوں کے اجلاس

بورڈ کمیٹیوں کے اجلاس کی تفصیلات مندرجہ ذیل ہیں جو سال کے دوران منعقد ہوئے:-

منعقدہ اجلاس کی تعداد

2	آئٹھکس، ہیومن ریسورس، نو مینیشن اینڈ پروکیورمنٹ کمیٹی
2	انوسٹمنٹ کمیٹی
5	آڈٹ کمیٹی

میجمنٹ کمیٹیوں کے اجلاس

میجمنٹ کمیٹیوں کے اجلاس کی تفصیلات مندرجہ ذیل ہیں جو سال کے دوران منعقد ہوئے:-

منعقدہ اجلاس کی تعداد

2	انڈرائٹنگ، ری انشورنس اینڈ کوانشورنس کمیٹی
2	کلیم سیٹلمنٹ
2	رسک میجمنٹ، کمپلائنس اینڈ آئی ٹی اسٹیرنگ کمیٹی

پیٹرن آف شیئر ہولڈنگ

پیٹرن آف شیئر ہولڈنگ اس سالاندر پورٹ کے ساتھ منسلک ہے۔


چھ سالہ کلیدی ڈیٹا


چھ سالہ کلیدی ڈیٹا اس سالانہ رپورٹ کے ساتھ منسلک ہے۔

اظہار تشکر

ڈائریکٹرز اپنے معزز پولیسی ہولڈرز کے شکرگزار ہیں کہ انہوں نے ہم پر اعتماد کیا اور ہم اسٹیٹ لائف کے بھی شکرگزار ہیں کہ جس کی غیر متزلزل تائید ہماری بقاء کی ضامن ہے۔ ہم شکر یہ ادا کرنا چاہتے ہیں کہ سیکورٹیز اینڈ ایکسچینج کمیشن آف پاکستان، انشورنس ایسوسی ایشن آف پاکستان، اسٹیٹ بینک آف پاکستان اور ہمارے تمام ملکی اور غیر ملکی ری انشوررز جنہوں نے ہمیں قابل قدر معاونت، تعاون، رہنمائی اور مشورے دیئے اور ہم پر اعتماد کیا۔ ہم دوران سال ملک بھر میں اپنے مارکیٹنگ اور آفس اسٹاف کی جانب سے فراہم کی جانے والی خدمات کے بھی شکرگزار ہیں۔

برائے اور منجانب بورڈ


عبدالشکور شیخ
چیرمین


ڈاکٹر سید عارف حسین
چیف ایگزیکٹو آفیسر

کراچی ۱۵ اپریل ۲۰۲۳



Statement of Compliance with the Public Sector Companies (Corporate Governance) Rules, 2013 and Code of Corporate Governance for Insurers, 2016.

Name of company: **Alpha Insurance Comapny Limited**

For the year ended: **31 December 2022**

- i. This statement is being presented to comply with the Public Sector Companies (Corporate Governance) Rules (the Rules), 2013 and the Code of Corporate Governance for Insurers, 2016 (CCG Insurers, 2016) (both herein referred to as 'Codes') issued for the purpose of establishing a framework of good governance, whereby a public sector company is managed in compliance with the best practices of public sector governance. In case where there is inconsistency with the CCG Insurers, 2016, the provisions of Public Sector Companies (Corporate Governance) Rules, 2013 ("Rules") shall prevail.
- ii. The Company has complied with the provisions of the Rules in the following manner:

S. No.	Provision of the Rules	Rule no.	Y	N											
			Tick the relevent box												
1.	The independent directors meet the criteria of independence, as defined under the Rules.	2(d)	✓												
2.	The Board has the requisite percentage of independent directors. At present the Board includes:	3(2)		✓											
	<table border="1"> <thead> <tr> <th>Category</th> <th>Names</th> <th>Date of Appointment</th> </tr> </thead> <tbody> <tr> <td>Independent Directors</td> <td>Dr. Ghazala Nafees</td> <td>October 29, 2021</td> </tr> <tr> <td>Executive Director</td> <td>-</td> <td>-</td> </tr> <tr> <td>Non Executive Directors</td> <td>Mushtaq Ahmad Faisal Mumtaz Muhammad Amjad Faisal Haroon Zai</td> <td>September 29, 2020 September 29, 2020 July 07, 2022 November 18, 2022</td> </tr> </tbody> </table>	Category	Names	Date of Appointment	Independent Directors	Dr. Ghazala Nafees	October 29, 2021	Executive Director	-	-	Non Executive Directors	Mushtaq Ahmad Faisal Mumtaz Muhammad Amjad Faisal Haroon Zai	September 29, 2020 September 29, 2020 July 07, 2022 November 18, 2022		
Category	Names	Date of Appointment													
Independent Directors	Dr. Ghazala Nafees	October 29, 2021													
Executive Director	-	-													
Non Executive Directors	Mushtaq Ahmad Faisal Mumtaz Muhammad Amjad Faisal Haroon Zai	September 29, 2020 September 29, 2020 July 07, 2022 November 18, 2022													
	*During the year, the company did not fulfill the requirement of at least one-third of the total members of the Board as independent director(s).														
3.	The directors have confirmed that none of them is serving as a director on more than five public sector companies and listed companies simultaneously, except their subsidiaries.	3(5)	✓												
4.	The appointing authorities have applied the fit and proper criteria given in the Annexure in making nominations of the persons for election as board members under the provisions of the Act.	3(7)	✓												
5.	The chairman of the board is working separately from the chief-executive of the Company.	4(1)		✓											
6.	The chairman has been elected by the Board of directors except where Chairman of the Board has been appointed by the Government.	4(4)		✓											
7.	The Board has evaluated the candidates for the position of the chief executive on the basis of the fit and proper criteria as well as the guidelines specified by the Commission.	5(2)	✓												



S. No.	Provision of the Rules	Rule no.	Y	N
			Tick the relevent box	
8.	(a) The company has prepared a "Code of Conduct" to ensure that professional standards and corporate values are in place. (b) The Board has ensured that appropriate steps have been taken to disseminate it throughout the company along with its supporting policies and procedures, including posting the same on the company's website. (www.alphainsurance.com.pk) (c) The Board has set in place adequate systems and controls for the identification and redress of grievances arising from unethical practices.	5(4)	✓	
9.	The Board has established a system of sound internal control, to ensure compliance with the fundamental principles of probity and propriety; objectivity, integrity and honesty; and relationship with the stakeholders, in the manner prescribed in the Rules.	5(5)	✓	
10.	The Board has developed and enforced an appropriate conflict of interest policy to lay down circumstances or considerations when a person may be deemed to have actual or potential conflict of interests, and the procedure for disclosing such interest.	5(5) (b) (ii)	✓	
11.	The Board has developed and implemented a policy on anti-corruption to minimize actual or perceived corruption in the Company.	5(5) (b) (vi)	✓	
12.	The Board has ensured equality of opportunity by establishing open and fair procedures for making appointments and for determining terms and conditions of service.	5(5) (c) (ii)	✓	
13.	The Board has ensured compliance with the law as well as the Company's internal rules and procedures relating to public procurement, tender regulations, and purchasing and technical standards, when dealing with suppliers of goods and services.	5(5) (c) (iii)	✓	
14.	The Board has developed a vision or mission statement and corporate strategy of the company.	5(6)	✓	
15.	The Board has developed significant policies of the company. A complete record of particulars of significant policies along with the dates on which they were approved or amended, has been maintained.	5(7)	✓	
16.	The board has quantified the outlay of any action in respect of any service delivered or goods sold by the Company as a public service obligation, and have submitted its request for appropriate compensation to the Government for consideration.	5(8)	✓	
17.	The Board has ensured compliance with policy directions requirements received from the Government.	5(11)	✓	
18.	(a) The board has met at least four times during the year. (b) Written notices of the board meetings, along with agenda and working papers, were circulated at least seven days before the meetings. (c) The minutes of the meetings were appropriately recorded and circulated.	6(1) 6(2) 6(3)	✓ ✓ ✓	
19.	The Board has monitored and assessed the performance of senior management on annual basis and held them accountable for accomplishing objectives, goals and key performance indicators set for this purpose.	8 (2)	✓	
20.	The board has reviewed and approved the related party transactions placed before it after recommendations of the audit committee. A party wise record of transactions entered into with the related parties during the year has been maintained.	9	✓	
21.	(a) The Board has approved the profit and loss account for, and balance sheet as at the end of, the first, second and third quarter of the year as well as the financial year end.	10	✓	



S. No.	Provision of the Rules	Rule no.	Y	N																		
			Tick the relevant box																			
	(b) The Board has placed the annual financial statements on the company's website.		✓																			
22.	All the board members underwent an orientation course arranged by the Company to apprise them of the material developments and information as specified in the Rules.	11	✓																			
23.	(a) The board has formed the requisite committees, as specified in the Rules. (b) The committees were provided with written term of reference defining their duties, authority and composition. (c) The minutes of the meetings of the committees were circulated to all the board members. (d) The committees were chaired by the following non-executive directors:	12	✓ ✓ ✓																			
	<table border="1"> <thead> <tr> <th>Committee</th> <th>Number of Members</th> <th>Name of Chair</th> </tr> </thead> <tbody> <tr> <td>Audit Committee</td> <td>Three</td> <td>Mr. Veqaruddin Arif Resigned - September 29,2022</td> </tr> <tr> <td>Risk Management Committee</td> <td>Six</td> <td>Mr. Faisal Mumtaz</td> </tr> <tr> <td>Human Resources Committee</td> <td>Four</td> <td>Mr. Faisal Mumtaz</td> </tr> <tr> <td>Procurement Committee</td> <td>Four</td> <td>Mr. Faisal Mumtaz</td> </tr> <tr> <td>Nomination Committee</td> <td>Four</td> <td>Mr. Faisal Mumtaz</td> </tr> </tbody> </table>	Committee	Number of Members	Name of Chair	Audit Committee	Three	Mr. Veqaruddin Arif Resigned - September 29,2022	Risk Management Committee	Six	Mr. Faisal Mumtaz	Human Resources Committee	Four	Mr. Faisal Mumtaz	Procurement Committee	Four	Mr. Faisal Mumtaz	Nomination Committee	Four	Mr. Faisal Mumtaz			
Committee	Number of Members	Name of Chair																				
Audit Committee	Three	Mr. Veqaruddin Arif Resigned - September 29,2022																				
Risk Management Committee	Six	Mr. Faisal Mumtaz																				
Human Resources Committee	Four	Mr. Faisal Mumtaz																				
Procurement Committee	Four	Mr. Faisal Mumtaz																				
Nomination Committee	Four	Mr. Faisal Mumtaz																				
24.	The Board has approved appointment of Chief Financial Officer, Company Secretary and Chief Internal Auditor with their remuneration and terms and conditions of employment.	13	✓																			
25.	The Chief Financial Officer and the Company Secretary have requisite qualification prescribed in the Rules.	14	✓																			
26.	The company has adopted International Financial Reporting Standards notified by the Commission in terms of sub-section (1) of section 225 of the Act.	16	✓																			
27.	The directors' report for this year has been prepared in compliance with the requirements of the Act and the Rules and fully describes the salient matters required to be disclosed.	17	✓																			
28.	The directors, CEO and executives, or their relatives, are not, directly or indirectly, concerned or interested in any contract or arrangement entered into by or on behalf of the company except those disclosed to the company.	18	✓																			
29.	(a) A formal and transparent procedure for fixing the remuneration packages of individual directors has been set in place and no director is involved in deciding his own remuneration. (b) The annual report of the company contains criteria and details of remuneration of each director.	19	✓ ✓																			
30.	The financial statements of the Company were duly endorsed by the chief executive and chief financial officer, before consideration and approval of the audit committee and the Board.	20	✓																			
31.	The Board has formed an audit committee, with defined and written terms of reference, and having the following members:	21 (1) and 21(2)	✓																			



S. No.	Provision of the Rules	Rule no.	Y	N												
			Tick the relevent box													
	<table border="1"> <thead> <tr> <th>Name of Member</th> <th>Category</th> <th>Professional Background</th> </tr> </thead> <tbody> <tr> <td>Mr. Faisal Mumtaz</td> <td>Non-Executive Director</td> <td>M.A (Economics), Fellow of Society of Actuaries USA</td> </tr> <tr> <td>Mr. Manzoor Ali Shaikh Resigned - December 15, 2022</td> <td>Non-Executive Director Director</td> <td>Bachelor of Engineering, Civil Servant</td> </tr> <tr> <td>Dr. Ghazala Nafees</td> <td>Independent / Non-Executive</td> <td>MBBS, DCH</td> </tr> </tbody> </table> <p>The chief executive and chairman of the Board are not members of the audit committee</p>	Name of Member	Category	Professional Background	Mr. Faisal Mumtaz	Non-Executive Director	M.A (Economics), Fellow of Society of Actuaries USA	Mr. Manzoor Ali Shaikh Resigned - December 15, 2022	Non-Executive Director Director	Bachelor of Engineering, Civil Servant	Dr. Ghazala Nafees	Independent / Non-Executive	MBBS, DCH		✓	
Name of Member	Category	Professional Background														
Mr. Faisal Mumtaz	Non-Executive Director	M.A (Economics), Fellow of Society of Actuaries USA														
Mr. Manzoor Ali Shaikh Resigned - December 15, 2022	Non-Executive Director Director	Bachelor of Engineering, Civil Servant														
Dr. Ghazala Nafees	Independent / Non-Executive	MBBS, DCH														
32.	<p>(a) The chief financial officer, the chief internal auditor, and a representative of the external auditors attended all meetings of the audit committee at which issues relating to accounts and audit were discussed.</p> <p>(b) The audit committee met the external auditors, at least once a year, without the presence of the chief financial officer, the chief internal auditor and other executives.</p> <p>(c) The audit committee met the chief internal auditor and other members of the internal audit function, at least once a year, without the presence of chief financial officer and the external auditors.</p>	21(3)	✓ ✓ ✓													
33.	<p>(a) The Board has set up an effective internal audit function, which has an audit charter, duly approved by the audit committee.</p> <p>(b) The Chief Internal Auditor has five years of relevant Audit experience.</p> <p>(c) The internal audit reports have been provided to the external auditors for their review.</p>	22	✓ ✓ ✓													
34.	The external auditors of the company have confirmed that the firm and all its partners are in compliance with International Federation of Accountants (IFAC) guidelines on Code of Ethics as applicable in Pakistan.	23(4)	✓													
35.	The auditors have confirmed that they have observed applicable guidelines issued by IFAC with regard to provision of non-audit services.	23(5)	✓													

Further disclosures as required under Code of Corporate Governance for Insurers, 2016:

Clause 2(5) of the Public Sector Companies (Corporate Governance Compliance) Guidelines, 2013 issued by the commission requires that any disclosure required under any other director, code, regulation or rules shall also be made in the statement of compliance, notwithstanding anything contained in the statement. Accordingly, below are the requirements of the Code of Corporate Governance for Insurers, 2016 (CCG Insurers, 2016);

- The insurer ensures representation of independent non-executive directors and facilitates directors representing minority interests on its Board of Directors. At present, the Board includes:

Category	Names
Female Director	Dr. Ghazala Nafees

All independent directors meet the criteria of independence as laid down under the Code of Corporate Governance for Insurers, 2016.

- All the resident directors of the insurer are registered as taxpayers and none of them has defaulted in payment of any loan to a banking company. A DFI or an NBFIs, being a member of stock exchange, has been declared as a defaulter by a stock exchange.
- A casual vacancy occurring on the Board was not filled up by the directors within ninety days thereof.



- The insurer has complied with all the corporate and financial reporting requirements of the Code of Corporate Governance for Insurers, 2016.
- The Board has formed the following management committees.

Underwriting, Re-Insurance & Co-Insurance Committee:

Name of the member	Category
Mr. Muhammad Izqar Khan - Resigned - July 05, 2022	Chairman (Non-Executive Director)
Mr. Veqaruddin Arif - Resigned - September 29,2022	Member
Mr. Mushtaq Ahmad	Member
Dr. Syed Arif Hussain	Member
Mr. Faraz Ahmed	Member
Mr. Khwaja Balighuddin	Secretary

Claims Settlement Committee:

Name of the member	Category
Mr. Taseer Yousaf Makhdoom- Resigned - September 12, 2022	Chairman (Independent / Non-Executive Director)
Dr. Ghazala Nafees	Member
Dr. Syed Arif Hussain	Member
Mr. Rana Javed	Secretary

Risk Management, Compliance and IT Steering Committee

Name of the member	Category
Mr. Faisal Mumtaz	Chairman (Non-Executive Director)
Mr. Taseer Yousaf Makhdoom - Resigned - September 12, 2022	Member
Mr. Mushtaq Ahmad	Member
Dr. Syed Arif Hussain	Member
Mr. Faraz Ahmed	Member
Mr. Umair Sattar Abro	Member / Secretary

The Board has formed the following Board Committees under CCG Insurers, 2016:

Ethics, Human Resource, Remuneration, Nomination and Procurement Committee:

Name of the member	Category
Mr. Faizal Mumtaz	Chairman (Non-Executive Director)
Mr. Manzoor Ali Shaikh - Resigned - December 15, 2022	Member
Dr. Syed Arif Hussain	Member
Mr. Liaquat Ali Qamar	Secretary

Investment Committee:

Name of the member	Category
Mr. Mushtaq Ahmad	Chairman (Non-Executive Director)
Mr. Faisal Mumtaz	Member
Mr. Veqaruddin Arif - Resigned - September 29,2022	Member
Dr. Syed Arif Hussain	Member
Mr. Faraz Ahmed	Member / Secretary



The Board has formed an Audit committee. It comprises of three members, of whom one is an independent director and two are non-executive directors. The chairperson of the Committee is an independent director. The composition of the Audit Committee is as follows:

Audit Committee:

Name of the member	Category
Mr. Faisal Mumtaz	Chairman (Non-Executive Director)
Mr. Manzoor Ali Shaikh - Resigned - December 15, 2022	Member
Dr. Ghazala Nafees	Member (Independent Director)
Mr. Muhammad Shahbaz Khan	Secretary

6. The terms of reference of the Committees have been formed and advised to the Committees for compliance. The frequency of meetings of the Committees were as follows:

Committee	Frequency
Ethics, Human Resource, Remuneration, Nomination and Procurement Committee	Twice a year
Investment Committee	Twice a year
Audit Committee	Quarterly
Underwriting Committee	Twice a year
Claim Settlement Committee	Twice a year
Risk Management & Compliance Committee	Twice a year

7. The Board has setup an effective internal audit function through competent personnel who are considered suitably qualified and experienced for the purpose and are conversant with the policies and procedures of the insurer and they are involved in the internal audit function on a regular basis.

8. The Chief Executive officer, Chief Financial Officer, Compliance Officer and the Head of Internal Audit possess such qualification and experience as is required under CCG Insurers, 2016. Moreover, the persons heading the underwriting, claim, and reinsurance departments, possess qualification and experience of direct relevance to their respective functions, as required under section 12 of the Insurance Ordinance, 2000 (Ordinance No. XXXIX of 2000).

Name of the Person	Designation
Dr. Syed Arif Hussain	Chief Executive Officer
Mr. Faraz Ahmed	Chief Financial Officer
Mr. Faraz Ahmed	Company Secretary
Mr. Faraz Ahmed	Head of IT
Mr. Muhammad Shahbaz Khan	Head of Internal Audit (Acting)
Mr. Khwaja Balighuddin	Head Operation
Mr. Muhammad Adeel Khan	Head of Re-insurance
Mr. Muhammad Adeel Khan	Head of Underwriting
Mr. Rana Javed	Head of Claims
Mr. Muhammad Nadir	Head of Takaful
Mr. Liaquat Ali Qamar	Head of HR & Admin
Mr. Umair Sattar Abro	Head of Compliance

Following changes in the appointments were made during the reporting period

Name of outgoing employee	Name of incoming employee	Designation	Reason of change in appointment
Mr. Muhammad Farooq	Mr. Muhammad Adeel Khan	Head of Underwriting	Internal Changes
Dr. Syed Arif Hussain	Mr. Muhammad Nadir	Head of Takaful	Internal Changes
Mr. Sabir Ali	Mr. Liaquat Ali Qamar	Head of HR & Admin	New appointment
Mr. Abdul Haseeb Fakhir	Dr. Syed Arif Hussain	Chief Executive Officer	Resignation

9. The statutory auditors of the Company have been appointed from the panel of auditors approved by the Commission in terms of section 48 of the Insurance Ordinance, 2000 (Ordinance No. XXXIX of 2000). The statutory auditors of the Company have confirmed that they have been given a satisfactory rating under the Quality Control Review program of the Institute of Chartered Accountants of Pakistan, that they or any of the partners of the firm, their spouses and minor



- children do not hold shares of the Company and that the firm and all its partners are in compliance with the International Federation of Accountants (IFAC) guidelines on code of ethics as adopted by the Institute of Chartered Accountants of Pakistan.
10. The statutory auditors or the persons associated with them have not been appointed to provide other services and the auditors have confirmed that they have observed IFAC guidelines in this regard.
 11. The Board ensures that the investment policy of the insurer is drawn up in accordance with the provisions of the CCG Insurers, 2016.
 12. The Board ensures that the risk management department/function of the company is in place as per the requirements of the CCG Insurers, 2016.
 13. The insurer has set up a risk management function / department, which carries out its tasks as covered under the Code of Corporate Governance for Insurers, 2016.
 14. The Board ensures that as part of the risk management system, the insurer gets itself rated from VIS - Pakistan (credit rating agency) duly licensed by the Commission, which is being used by its risk management function/department and the respective Committee as a risk monitoring tool. The rating assigned by the said rating agency on November 16, 2022, is "A+" with a "Stable" outlook.
 15. The Board has set up a grievance department/function, which fully complies with the requirements of the CCG Insurers, 2016.
 16. We confirm that all other material principles contained in CCG Insurers, 2016 have been complied with except, if any casual vacancy in the Board of Directors of an insurer shall be filled at the earliest but not later than ninety (90) days from the date of occurrence of the casual vacancy. A casual vacancy arose on September 29, 2022, which was not filled till December 31, 2022.

CHIEF EXECUTIVE OFFICER

CHAIRMAN



SCHEDULE II
See Paragraph 2(3)
Explanation for Non-Compliance with the
Public Sector Companies (Corporate Governance) Rules, 2013

We confirm that all other material requirements envisaged in the Rules have been complied with except for the following, towards which reasonable progress is being made by the company to seek compliance by the end of next accounting year:

Sr. No.	Rule/Sub-rule no and Clause no.	Reason for non-compliance	Future course of action
1	3 (2)	"The Company did not fulfill the requirement of at least one-third of the total members of the Board as independent director(s)	After the resignation of the independent director, State Life Insurance Corporation (SLIC), being the major shareholder, nominated the person at the earliest. However, on the evaluation of his credentials, it was found that the person did not fulfill the criteria of fit and proper. Then, SLIC nominated another person. After the signing of directorship paper, the person withdrew his consent at the last stage. Subsequently, in case of 3rd nomination by State Life, the nominated independent director, at the time of signing of papers, disclosed that he has a conflict of interest in the company and cannot become independent director. Due to all these procedures, considerable time was lapsed. Now the Board has approved the appointment of a suitable persons which is under process.
2	4 (1) & 4 (4)	The Chairman resigned from his position dated September 12, 2022. Therefore, there was no chairman up to December 31, 2022.	Thereafter, in the next meeting held on November 2022, Mr. Faisal Muntaz was nominated as chairman for the meetings. Subsequent to year end, the Board appointed Mr. Abdul Shakoor Shaikh as the chairman of the Board.

Review Report to the Members on the Statement of Compliance with the Code of Corporate Governance for Insurers, 2016 and the Public Sector Companies (Corporate Governance) Rules, 2013


We have reviewed the enclosed Statement of Compliance with the best practices contained in the Code of Corporate Governance for Insurers, 2016 and the Public Sector Companies (Corporate Governance) Rules, 2013 (combined called 'the Codes') prepared by the Board of Directors of Alpha Insurance Company Limited ("the Company") for the year ended December 31, 2022.

The responsibility for compliance with the Codes is that of the Board of Directors of the Company. Our responsibility is to review, to the extent where such compliance can be objectively verified, whether the Statement of Compliance reflects the status of the Company's compliance with the provisions of the Codes and report if it does not and to highlight any non-compliance with the requirements of the Codes. A review is limited primarily to inquiries of the Company's personnel and review of various documents prepared by the Company to comply with the Codes.

As a part of our audit of the financial statements, we are required to obtain an understanding of the accounting and internal control systems sufficient to plan the audit and develop an effective audit approach. We are not required to consider whether the Board of Directors' statement on internal control covers all risks and controls, or to form an opinion on the effectiveness of such internal controls, the Company's corporate governance procedures and risks.

The Codes require the Company to place before the Audit Committee, and upon recommendation of the Audit Committee, place before the Board of Directors for their review and approval its related party transactions distinguishing between transactions carried out on terms equivalent to those that prevail in arm's length transactions and transactions which are not executed at arm's length price and recording proper justification for using such alternate pricing mechanism. We are only required and have ensured compliance of this requirement to the extent of approval of related party transactions by the Board of Directors upon recommendation of the Audit Committee. We have not carried out any procedures to determine whether the related party transactions were undertaken at arm's length price or not.

Based on our review, nothing has come to our attention, which causes us to believe that the Statement of Compliance does not appropriately reflect the Company's compliance, in all material respects, with the best practices contained in the Codes as applicable to the Company for the year ended December 31, 2022.



Chartered Accountants

UDIN: CR202210154waQNsmVud

Karachi

Date: April 06, 2023

Independent Auditor's Report To the Members of Alpha Insurance Company Limited Report on the Audit of Financial Statements

Opinion

We have audited the annexed financial statements of Alpha Insurance Company Limited (the Company), which comprise the statement of financial position as at December 31, 2022, and the profit and loss account, the statement of comprehensive income, the statement of changes in equity and the cash flow statement for the year then ended, and notes to the financial statements, including a summary of significant accounting policies and other explanatory information and we state that we have obtained all the information and explanations which, to the best of our knowledge and belief, were necessary for the purposes of the audit.

In our opinion and to the best of our information and according to the explanations given to us, the statement of financial position, the profit and loss account, the statement of comprehensive income, the statement of changes in equity and the cash flow statement together with the notes forming part thereof, conform with the accounting and reporting standards as applicable in Pakistan and give the information required by the Insurance Ordinance, 2000 and the Companies Act, 2017 (XIX of 2017), in the manner so required and respectively give a true and fair view of the state of the Company's affairs as at December 31, 2022 and of the loss and total comprehensive loss, the changes in equity and its cash flows for the year then ended.

Basis for Opinion

We conducted our audit in accordance with International Standards on Auditing (ISAs) as applicable in Pakistan. Our responsibilities under those standards are further described in the Auditor's Responsibilities for the Audit of the Financial Statements section of our report. We are independent of the Company in accordance with the International Ethics Standards Board for Accountants' Code of Ethics for Professional Accountants as adopted by the Institute of Chartered Accountants of Pakistan (the Code) and we have fulfilled our other ethical responsibilities in accordance with the Code. We believe that the audit evidence we have obtained is sufficient and appropriate to provide a basis for our opinion.

Information Other than the Financial Statements and Auditor's Report Thereon

Management is responsible for the other information. The other information comprises the information included in the annual report, but does not include the financial statements and our auditor's report thereon.

Our opinion on the financial statements does not cover the other information and we do not express any form of assurance conclusion thereon.

In connection with our audit of the financial statements, our responsibility is to read the other information and, in doing so, consider whether the other information is materially inconsistent with the financial statements or our knowledge obtained in the audit or otherwise appears to be materially misstated. If, based on the work we have performed, we conclude that there is a material misstatement of this other information, we are required to report that fact. We have nothing to report in this regard.

Responsibilities of Management and Board of Directors for the Financial Statements

Management is responsible for the preparation and fair presentation of the financial statements in accordance with the accounting and reporting standards as applicable in Pakistan and the requirements of Insurance Ordinance, 2000 and the Companies Act, 2017 (XIX of 2017), and for such internal control as management determines is necessary to enable the preparation of financial statements that are free from material misstatement, whether due to fraud or error.

In preparing the financial statements, management is responsible for assessing the Company's ability to continue as a going concern, disclosing, as applicable, matters related to going concern and using the going concern basis of accounting unless management either intends to liquidate the Company or to cease operations, or has no realistic alternative but to do so.

Boards of directors are responsible for overseeing the Company's financial reporting process.

Auditor's Responsibilities for the Audit of the Financial Statements

Our objectives are to obtain reasonable assurance about whether the financial statements as a whole are free from material misstatement, whether due to fraud or error, and to issue an auditor's report that includes our opinion. Reasonable assurance is a high level of assurance, but is not a guarantee that an audit conducted in accordance with ISAs as applicable in Pakistan will always detect a material misstatement when it exists. Misstatements can arise from fraud or error and are considered material if, individually or in the aggregate, they could reasonably be expected to influence the economic decisions of users taken on the basis of these financial statements.

As part of an audit in accordance with ISAs as applicable in Pakistan, we exercise professional judgment and maintain professional skepticism throughout the audit. We also:

- Identify and assess the risks of material misstatement of the financial statements, whether due to fraud or error, design and perform audit procedures responsive to those risks, and obtain audit evidence that is sufficient and appropriate to provide a basis for our opinion. The risk of not detecting a material misstatement resulting from fraud is higher than for one resulting from error, as fraud may involve collusion, forgery, intentional omissions, misrepresentations, or the override of internal control.
- Obtain an understanding of internal control relevant to the audit in order to design audit procedures that are appropriate in the circumstances, but not for the purpose of expressing an opinion on the effectiveness of the Company's internal control.
- Evaluate the appropriateness of accounting policies used and the reasonableness of accounting estimates and related disclosures made by management.
- Conclude on the appropriateness of management's use of the going concern basis of accounting and, based on the audit evidence obtained, whether a material uncertainty exists related to events or conditions that may cast significant doubt on the Company's ability to continue as a going concern. If we conclude that a material uncertainty exists, we are required to draw attention in our auditor's report to the related disclosures in the financial statements or, if such disclosures are inadequate, to modify our opinion. Our conclusions are based on the audit evidence obtained up to the date of our auditor's report. However, future events or conditions may cause the Company to cease to continue as a going concern.
- Evaluate the overall presentation, structure and content of the financial statements, including the disclosures, and whether the financial statements represent the underlying transactions and events in a manner that achieves fair presentation.

We communicate with the board of directors regarding, among other matters, the planned scope and timing of the audit and significant audit findings, including any significant deficiencies in internal control that we identify during our audit.



Report on Other Legal and Regulatory Requirements

Based on our audit, we further report that in our opinion:

- a) proper books of account have been kept by the Company as required by the Insurance Ordinance, 2000 and the Companies Act, 2017 (XIX of 2017),;
- b) the statement of financial position, the profit and loss account, the statement of comprehensive income, the statement of changes in equity and the cash flow statement together with the notes thereon have been drawn up in conformity with the Insurance Ordinance, 2000, the Companies Act, 2017 (XXI of 2017), and are in agreement with the books of account;
- c) investments made, expenditures incurred and guarantees extended during the year were for the purpose of the Company's business; and;
- d) no zakat was deductible at source under the Zakat and Ushr Ordinance, 1980 (XVIII of 1980).

The engagement partner on the audit resulting in this independent auditor's report is **Muhammad Khalid Aziz**.

Grant Thornton Anjum Rahman
Chartered Accountants

UDIN:AR202210154HcfCJgZAe
Karachi
Date: April 06, 2023



Alpha

Insurance Company Limited.

A subsidiary of State Life Insurance Corporation of Pakistan

Statement of Financial Position

As at December 31, 2022

	Note	2022	2021
		-----Rupees-----	
Assets			
Property and equipment	6	7,141,565	11,543,184
Intangible assets	7	496,897	-
Investments			
Equity securities	8	191,652,115	216,508,019
Debt securities	9	491,256,311	447,748,768
Loans and other receivables	10	8,290,145	9,145,044
Insurance / Reinsurance receivables	11	107,122,177	65,351,884
Reinsurance recoveries against outstanding claims		91,694,443	78,372,240
Salvage recoveries accrued		862,020	12,385
Deferred Commission Expense / Acquisition cost	24	15,115,328	12,578,983
Retirement benefit	12	-	180,658
Deferred taxation	13	10,157,887	10,261,651
Taxation - payment less provisions	14	77,932,083	73,319,937
Prepayments	15	27,517,611	33,099,257
Cash and bank	16	125,445,975	119,483,506
Total Assets		1,154,684,557	1,077,605,516
Equity and Liabilities			
Capital and reserves attributable to Company's equity holders			
Ordinary share capital	17	500,000,000	500,000,000
Reserves	18	81,798,987	92,611,460
Unappropriated profit		106,400,660	120,429,660
Total Equity		688,199,647	713,041,120
Liabilities			
Underwriting provisions			
Outstanding claims including IBNR	23	210,329,362	138,206,245
Unearned premium reserves	22	85,324,267	72,254,843
Premium deficiency reserves		1,133,365	2,967,400
Unearned Reinsurance Commission	24	475,937	979,744
Retirement benefit	12	29,850	-
Premium received in advance		7,875,788	6,924,804
Insurance / Reinsurance Payables	19	68,893,641	53,839,857
Other Creditors and Accruals	20	92,422,700	89,391,503
Total Liabilities		466,484,910	364,564,396
Total Equity and Liabilities		1,154,684,557	1,077,605,516
Contingencies and commitm	21		

The annexed notes 1 to 42 form an integral part of these financial statements.


Chief Executive Officer


Chairman


Director


Director



Profit and Loss Account

for the year ended December 31, 2022

	Note	2022	2021
		----- Rupees -----	
Net insurance premium	22	182,579,769	102,878,155
Net insurance claims	23	(116,576,984)	(26,270,011)
Premium deficiency		1,834,035	(1,704,660)
Net commission and other acquisition costs	24	(40,950,738)	(25,681,228)
Insurance claims and acquisition expense		(155,693,687)	(53,655,899)
Management Expenses	25	(94,986,197)	(84,939,220)
Underwriting results		(68,100,115)	(35,716,964)
Investment income	26	48,055,269	55,386,627
Other income	27	12,988,270	12,915,895
Other expenses	28	(3,029,449)	(3,241,195)
		<u>58,014,090</u>	<u>65,061,327</u>
Results of operating activities		(10,086,025)	29,344,363
Finance costs	29	(996,746)	(1,581,818)
(Loss) / Profit before tax		(11,082,771)	27,762,545
Income tax expense	30	(3,200,269)	(9,506,787)
(Loss) / Profit after tax		(14,283,040)	18,255,758
(Loss) / Earnings after tax per share - Basic and Diluted	31	(0.29)	0.37

The annexed notes 1 to 42 form an integral part of these financial statements.


Chief Executive Officer


Chairman


Director


Director



Statement of Comprehensive Income

for the year ended December 31, 2022

	2022	2021
	----- Rupees -----	
(Loss) / Profit after tax	(14,283,040)	18,255,758
Other comprehensive income / (loss)		
<i>Items that will be reclassified to profit and loss subsequently</i>		
Unrealized loss on available-for-sale investments	(10,812,473)	(6,937,164)
Deferred tax on available-for-sale investments	-	2,011,778
	(10,812,473)	(4,925,386)
<i>Items not to be reclassified to profit and loss subsequently</i>		
Actuarial benefit / (loss) on defined benefit plans	357,803	(573,659)
Related deferred tax	(103,763)	166,361
	254,040	(407,298)
Other comprehensive loss for the year	(10,558,433)	(5,332,684)
Total comprehensive (loss) / income for the year	(24,841,473)	12,923,074

The annexed notes 1 to 42 form an integral part of these financial statements.


Chief Executive Officer


Chairman


Director


Director



Cash flow Statement

for the year ended December 31, 2022

	2022	2021
Note	-----Rupees-----	
Operating Cash flows		
a) Underwriting activities		
	257,432,990	175,906,273
	(94,651,776)	(71,000,434)
23	(66,508,484)	(93,434,149)
	8,732,414	31,248,031
	(35,722,088)	(24,801,288)
	1,026,093	1,410,797
	(89,302,210)	(72,515,302)
	(18,993,061)	(53,186,072)
b) Other operating activities		
	(7,812,415)	(10,350,388)
	6,817,960	972,784
	54,497	10,918
	899,735	(872,755)
	(40,223)	(10,239,441)
	(19,033,284)	(63,425,513)
Investment activities		
	61,367,716	46,393,465
26	8,498,733	13,455,037
35	(260,721,118)	(470,955,786)
	220,232,488	553,703,906
	(1,231,617)	(1,010,767)
	1,609,785	-
	29,755,987	141,585,855
Financing activities		
	(4,760,234)	(5,064,305)
	(4,760,234)	(5,064,305)
	5,962,469	73,096,037
	119,483,506	46,387,469
16	119,483,506	119,483,506
16	125,445,975	119,483,506



Cash flow Statement

for the year ended December 31, 2022

	2022	2021
	-----Rupees-----	
Reconciliation to Profit and Loss Account		
Operating cash flows	(19,033,284)	(63,425,513)
Depreciation expense	(4,866,083)	(5,530,505)
Financial charges expense	(996,746)	(1,581,818)
Profit on disposal of property and equipment	1,645,239	-
Dividend Income	8,498,733	13,455,037
Other Investment Income	39,556,536	41,931,590
Increase / (decrease) in assets other than cash	55,559,241	3,828,411
(Increase) / decrease in liabilities other than borrowing	(105,882,857)	16,662,661
Other Income	11,343,031	12,915,895
Amortisation	(106,850)	-
(Loss) / Profit after taxation	(14,283,040)	18,255,758

The annexed notes 1 to 42 form an integral part of these financial statements.


Chief Executive Officer


Chairman


Director


Director



Statement of Changes in Equity

for the year ended December 31, 2022

	Attributable to equity holders of the Company						Total
	Share Capital	Capital reserve	General reserve	Revenue reserve	Subtotal Reserves	Unappropriated profit	
Balance as at 01 January 2021	500,000,000	3,355,000	6,820,000	87,361,846	97,536,846	102,581,200	700,118,046
<i>Total comprehensive loss for the year:</i>							
Profit for the year	-	-	-	-	-	18,255,758	18,255,758
Other comprehensive loss	-	-	-	(4,925,386)	(4,925,386)	(407,298)	(5,332,684)
Balance as at 31 December 2021	500,000,000	3,355,000	6,820,000	82,436,460	92,611,460	120,429,660	713,041,120
Balance as at 01 January 2022	500,000,000	3,355,000	6,820,000	82,436,460	92,611,460	120,429,660	713,041,120
<i>Total comprehensive income for the year:</i>							
Loss for the year	-	-	-	-	-	(14,283,040)	(14,283,040)
Other comprehensive (loss) / gain	-	-	-	(10,812,473)	(10,812,473)	254,040	(10,558,433)
Balance as at 31 December 2022	500,000,000	3,355,000	6,820,000	71,623,987	81,798,987	106,400,660	688,199,647

The annexed notes 1 to 42 form an integral part of these financial statements.


Chief Executive Officer


Chairman


Director


Director



Notes to and forming part of the Financial Statements

for the year ended December 31, 2022

1 LEGAL STATUS AND NATURE OF BUSINESS

Alpha Insurance Company Limited ("the Company") was incorporated in Pakistan on 24 December 1951 under the Indian Companies Act VII of 1913 as a public limited company and registered as a non-life insurance company by the Securities and Exchange Commission of Pakistan (SECP) under the Insurance Ordinance, 2000. The Company is engaged in providing non-life insurance business comprising fire and property, marine, motor, health, credit and suretyship and miscellaneous. The Company commenced its commercial operations on January 23, 1952.

The registered office of the Company is situated at 4th Floor, Building # 1-B, State Life Square, I. I. Chundrigar Road, Karachi. The Company has 09 (December 31, 2021: 11) branches in Pakistan. The parent entity of the Company is State Life Insurance Corporation of Pakistan holding 95.15% (December 31, 2021: 95.15%) shares of the Company.

The Company was granted authorisation on November 21, 2022 under Rule 6 of the Takaful Rules, 2012 to undertake Window Takaful Operations (WTO) in respect of General Takaful products by the Securities and Exchange Commission of Pakistan (SECP) and the Company has not commenced Window Takaful Operations to date.

2. SIGNIFICANT TRANSACTIONS AND EVENTS AFFECTING THE COMPANY'S FINANCIAL POSITION AND PERFORMANCE

There are no significant transactions or events during the year that affects the company's financial position and performance.

3 BASIS OF PREPARATION AND STATEMENT OF COMPLIANCE

These financial statements have been prepared in accordance with approved accounting and reporting standards as applicable in Pakistan. The accounting and reporting standards comprise of:

- International Financial Reporting Standards (IFRS) issued by the International Accounting Standard Board (IASB) as are notified under Companies Act, 2017; and
- Provision of and directive issued under the Companies Act, 2017 and Insurance Ordinance, 2000, Insurance Rules, 2017 and Insurance Accounting Regulations, 2017, General Takaful Accounting Regulations, 2019 and Takaful Rules 2012.

In case requirements differ, the provisions or directives of the Companies Act, 2017, the Insurance Ordinance, 2000, the Insurance Rules, 2017 and the Insurance Accounting Regulations, 2017, General Takaful Accounting Regulations, 2019 and Takaful Rules 2012, shall prevail.

3.1 Basis of measurement

These financial statements have been prepared under the historical cost basis except for the available-for-sale investments that have been measured at fair value, the obligations under employee benefits that have been measured at fair value of plan assets less the present value of defined benefit obligation and right of use assets and corresponding lease liabilities have been measured on their present value.

3.2 Functional and presentation currency

These financial statements are presented in Pakistani rupees, which is the Company's functional and presentation currency.

3.3 Standards, Amendments and Interpretations to Approved Accounting Standards

3.3.1 Standards, amendments and interpretations to the published standards that may be relevant to the company and adopted in the current year



The Company has adopted the following new standards, amendments to published standards and interpretations of IFRSs which became effective during the current year.

Standard or Interpretation	Effective Date (Annual periods beginning on or after)
Fees in the '10 per cent' Test for Derecognition of Financial Liabilities (Amendment to IFRS 9)	January 1, 2022
Onerous Contracts—Cost of Fulfilling a Contract (Amendments to IAS 37)	January 1, 2022
Property, Plant and Equipment: Proceeds before Intended Use (Amendments to IAS 16)	January 1, 2022
Subsidiary as a First-time Adopter (Amendment to IFRS 1)	January 1, 2022
Taxation in Fair Value Measurements (Amendment to IAS 41)	January 1, 2022
Updating a Reference to the Conceptual Framework (Amendments to IFRS 3)	January 1, 2022

Adoption of the above standards have no significant effect on the amounts for the year ended December 31, 2022.

3.3.2 Standards, amendments and interpretations to the published standards that may be relevant but not yet effective and not early adopted by the Company

The following new standards, amendments to published standards and interpretations would be effective from the dates mentioned below against the respective standard or interpretation.

Standard or Interpretation	(Annual periods beginning on or after)
Classification of Liabilities as Current or Non-current (Amendments to IAS 1)	January 1, 2023
Deferred Tax related to Assets and Liabilities arising from a Single Transaction (Amendments to IAS 12)	January 1, 2023
Definition of Accounting Estimates (Amendments to IAS 8)	January 1, 2023
Disclosure Initiative—Accounting Policies	January 1, 2023
Sale and leaseback transactions (Amendments to IFRS 16)	January 1, 2024

The Company is in the process of assessing the impact of these Standards, amendments and interpretations to the published standards on the financial statements of the Company.

3.3.3 Standards, amendments and interpretations to the published standards that are not yet notified by the Securities and Exchange Commission of Pakistan (SECP)

Following new standards have been issued by the International Accounting Standards Board (IASB) which are yet to be notified by the SECP for the purpose of applicability in Pakistan.

Standard or Interpretation	IASB effective date (Annual periods beginning on or after)
IFRS 17 'Insurance Contracts'	January 1, 2023
IFRS 1 First-time Adoption of International Financial Reporting Standards	January 1, 2024



- IFRS 9 'Financial Instruments' is effective for reporting period / year ending on or after 30 June 2019. It replaces the existing guidance in IAS 39 'Financial Instruments: Recognition and Measurement'. IFRS 9 includes revised guidance on the classification and measurement of financial instruments, a new expected credit loss model for calculating impairment on financial assets, and new general hedge accounting requirements. It also carries forward the guidance on recognition and derecognition of financial instruments from IAS 39.
- Amendment to IFRS 4 Insurance Contracts' - Applying IFRS 9 'Financial Instruments with IFRS 4 addresses issue arising from the different effective dates of IFRS 9 and the forthcoming new standard IFRS 17 'Insurance Contracts'. The amendments introduce two alternative options for entities issuing contracts within the scope of IFRS 4, notably a temporary exemption and an overlay approach. The temporary exemption enables eligible entities to defer the implementation date of IFRS 9. The overlay approach allows an entity applying IFRS 9 from 01 July 2018 onwards to remove from profit or loss the effects of some of the accounting mismatches that may occur from applying IFRS 9 before IFRS 17 is applied.
- The Company has determined that it is eligible for the temporary exemption option since the Company has not previously applied any version of IFRS 9, its activities are predominantly connected with insurance as the percentage of the total carrying amount of its liabilities connected with insurance relative to the total carrying amount of all its liabilities is greater than 90 percent and the company doesn't engage in significant activities unconnected with insurance based on historical available information. Under the temporary exemption option, the Company can defer the application of IFRS 9 until the application IFRS 17.
- To determine the appropriate classification of financial assets under IFRS 9, an entity would need to assess the contractual cash flows characteristics of any financial asset. Indeed, the contractual terms of the financial asset give rise, on specified dates, to cash flows that are solely payments of principal and interest on the principal amount outstanding ("SPPI") i.e. cash flows that are consistent with a basic lending arrangement. In a basic lending arrangement, consideration for the time value of money and credit risk are typically the most significant elements of interest.
- IFRS 9 defines the terms "principal" as being the fair value of the financial asset at initial recognition, and the "interest" as being compensation for (i) the time value of money, and (ii) the credit risk associated with the principal amount outstanding during a particular period of time.
- The tables below set out the fair values as at the end of reporting period and the amount of change in the fair value during that period for the following two groups of financial assets separately:

- a) Financial assets with contractual terms that give rise on specified dates to cash flows that are solely payments of principal and interest (SPPI) on the principal amount outstanding, excluding any financial asset that meets the definition of held for trading in IFRS 9, or that is managed and whose performance is evaluated on a fair value basis, and

- b) All other financial assets

	31 December 2022				
	Fail the SPPI test		Pass the SPPI test		
	Fair value	Change in unrealized gain / (loss) during the year	Carrying value	Cost less Impairment	Change in unrealized gain / (loss) during the year
	------(Rupees)-----				
Financial assets					
Cash and bank*	5,597,702	-	134,483,332	-	-
Investments in equity securities					
- available for sale	191,652,115	(10,812,473)	-	-	-
Investments in debt securities -					
- held to maturity	-	-	491,256,311	491,256,311	-
Loans and other receivables*	8,290,145	-	-	-	-
Total	205,539,962	(10,812,473)	625,739,643	491,256,311	-



	31 December 2022				
	Gross carrying amounts of debt instruments that pass the SPPI test				
	AAA	AA+	AA	A	Unrated
	------(Rupees)-----				
Investments in debt securities - held to maturity	-	-	-	-	491,256,311
Loans and other receivables*	-	-	-	-	-
Total	-	-	-	-	491,356,311

* The carrying amount of these financial assets measured applying IAS 39 are a reasonable approximation of their fair values.

4 SUMMARY OF SIGNIFICANT ACCOUNTING POLICIES

The accounting policies applied in the preparation of these financial statements are set out below:

4.1 Property and Equipment

4.1.1 Operating assets

These are stated at cost less accumulated depreciation and accumulated impairment losses (if any). Historical cost includes expenditure that are directly attributable to the acquisition of the items. Subsequent costs are included in the asset's carrying amount or recognised as a separate asset, as appropriate, only when it is probable that future economic benefits associated with the item will flow to the Company and the cost of the item can be measured reliably. Normal repairs and maintenance expenditure is charged to the profit and loss account as and when these are incurred.

Depreciation is charged to the profit and loss account using the straight line method whereby the depreciable amount of an asset is written off over the estimated useful life in accordance with the rates specified in note 5 to the financial statements. The assets' residual values, useful lives and depreciation methods are reviewed and adjusted, if appropriate, at each reporting date. Depreciation is charged on additions from the month of acquisition and on disposals up to the month of disposal.

An item of operating assets is derecognised upon disposal and when no economic benefits are expected from its use or disposal. Gains or losses on disposal of tangible assets are taken to the profit and loss account in the period in which disposals are made.

4.1.2 Right of use assets

The right-of-use asset is initially measured based on the initial amount of the lease liability, any lease payments made at or before the commencement date, plus any initial direct costs incurred and an estimate of costs to dismantle and remove the underlying asset or to restore the underlying asset or the site on which it is located, less any lease incentive received. The right-of-use asset is depreciated on a straight line basis over the lease term. The right-of-use assets is reduced by impairment losses, if any, and adjusted for certain remeasurements of the lease liability.

The Company has elected to apply the practical expedient not to recognise right-of-use assets and lease liabilities for short term leases that have a lease term of 12 months or less and leases of low-value assets. The lease payments associated with these leases is recognised as an expense on a straight line basis over the lease term.

The profit or loss on disposal or termination of an asset represented by the difference between the remaining lease liability and the carrying amount of the asset is recognized as other operating income or expense. Refer note 4.21 for impairment of non financial asset.



4.2 Intangible assets

Intangible assets having finite useful lives are stated at cost less accumulated amortisation and accumulated impairment losses, if any. These are amortised using the straight line method over their estimated useful lives. The useful lives and depreciation methods are reviewed and adjusted, if appropriate, at each reporting date.

Subsequent costs are included in the asset's carrying amount or recognised as a separate asset, as appropriate, only when it is probable that future economic benefits associated with the item will flow to the Company and the cost of the item can be measured reliably.

Gains or losses on disposal of intangible assets are taken to the profit and loss account in the period in which disposals are made.

4.3 Insurance contracts

Insurance contracts are those contracts where the Company has accepted significant insurance risk from the insurance contract holders by agreeing to compensate the insurance contract holder on the occurrence of a specified uncertain future event (the insured event) that adversely affects the insurance contract holder under the terms and conditions of the contract. Insurance contracts issued by the Company are generally classified in four basic categories i.e. fire and property damage, marine, aviation and transport, motor and miscellaneous.

Contracts are issued to multiple types of clients with business in engineering, automobiles, cement, power, textile, paper, agriculture, services and trading sectors etc. and individuals as well. The tenure of these insurance contracts depends upon terms of the policies written and varies accordingly. Nonetheless, once a contract has been classified as an insurance contract, it remains an insurance contract for the remainder of its lifetime, even if the insurance risk reduces significantly during this period, unless all rights and liabilities are extinguished or expired.

The classification of an insurance contract / policy into the aforementioned categories is based on management's judgment regarding the incident / cause of loss effecting the majority of asset(s) insured under the insurance contract. The Company performs its segment reporting activities based on the classifications of insurance contracts made, as disclosed in note 34 to these financial statements.

a) Fire and property damage;

i) Insurance risks and events insured

Insurance is provided to the insurance contract holders against damages caused by fire, earthquake, riot and strike, explosion, atmospheric disturbance, flood, electric fluctuation and impact and burglary etc. and loss of profit followed by the incident of fire. These insurance contracts are normally availed by commercial organizations, however are available to both commercial organizations and individuals.

ii) Revenue recognition policy

Premium income including administrative surcharge is recognized over the period of insurance from the date of the issue of the policy / cover note to which it relates, to its expiry. For direct insurance business, premium is recognized evenly over the period of the policy and for proportional reinsurance business, evenly over the period of underlying insurance policies. Where the pattern of incidence of risk varies over the period of the policy, premium is recognized as revenue in accordance with the pattern of the incidence of risk. Premiums for policies receivable in installments are recognized as receivable at the inception of the policy and is recognized as income over the period of the policy. The gross premium underwritten is adjusted against the unearned premium reserves / liabilities existing at each reporting date to determine the net premium underwritten during the year.

Revenue from premium is determined after taking into account the unearned portion of premium. The unearned portion of premium income is recognised as a liability .

In addition to direct insurance, at times the Company also participates in risks under coinsurance from other companies and also accepts risks through reinsurance inward by way of facultative acceptances on case to case basis provided such risks are within the underwriting policies of the Company. Premium recognized against coinsurance policies is limited to the share of the Company only. The nature of the risks undertaken under such arrangement is consistent with the risks in each class of business as stated above.



Administrative surcharge represents documentation and other charges recovered by the Company from insurance contract holder in respect of policies issued, at the rate of 5% of the gross premium written restricted to a maximum of Rs. 2,000 per policy.

iii) Claims recognition

Claim liability against losses incurred are recognized at the time of the incident giving rise to the claim, except otherwise expressly indicated in the insurance contract. A claim generally includes the loss resulting from the incident, along with claim handling costs that are directly related to the processing / settling the claims, net of any salvage recoveries and any adjustments to claims outstanding from previous years. In addition to reported claims, the liability also includes provisions made under IBNR and expected claims settlement costs.

b) Marine, aviation and transport;

i) Insurance risks and events insured

Insurance is provided to the insurance contract holders against loss of or damage to cargo while in transit to and from foreign lands and inland transit due to various insured perils including loss of or damage to carrying vessel etc. This product is normally provided to commercial organizations. These insurance contracts are normally availed by commercial organizations, however are available to both commercial organizations and individuals.

ii) Revenue recognition policy

Premium income including administrative surcharge is recognized over the period of insurance from the date of the issue of the policy / cover note to which it relates, to its expiry. For direct insurance business, premium is recognized evenly over the period of the policy and for proportional reinsurance business, evenly over the period of underlying insurance policies. Where the pattern of incidence of risk varies over the period of the policy, premium is recognized as revenue in accordance with the pattern of the incidence of risk. Premiums for policies receivable in installments are recognized as receivable at the inception of the policy and is recognized as income over the period of the policy. The gross premium underwritten is adjusted against the unearned premium reserves / liabilities existing at each reporting date to determine the net premium underwritten during the year.

Revenue from premium is determined after taking into account the unearned portion of premium. The unearned portion of premium income is recognised as a liability .

In addition to direct insurance, at times the Company also participates in risks under coinsurance from other companies and also accepts risks through reinsurance inward by way of facultative acceptances on case to case basis provided such risks are within the underwriting policies of the Company. Premium recognized against coinsurance policies is limited to the share of the Company only. The nature of the risks undertaken under such arrangement is consistent with the risks in each class of business as stated above.

Administrative surcharge represents documentation and other charges recovered by the Company from insurance contract holder in respect of policies issued, at the rate of 5% of the gross premium written restricted to a maximum of Rs. 2,000 per policy.

iii) Claims recognition

Claim against losses incurred are recognized at the time of the incident giving rise to the claim, except otherwise expressly indicated in the insurance contract. A claim generally includes the loss resulting from the incident, along with claim handling costs that are directly related to the processing / settling the claims, net of any salvage recoveries and any adjustments to claims outstanding from previous years. In addition to reported claims, the liability also includes provisions made under IBNR and expected claims settlement costs.

c) Motor;

i) Insurance risks and events insured



Insurance is provided to the assets of the insurance contract holders against accidental damage to or loss of insured vehicle including loss of or damage to third party and other comprehensive car coverage. This product is normally provided to individual customers. These insurance contracts are normally availed by commercial organizations, however are available to both commercial organizations and individuals.

ii) Revenue recognition policy

Premium income including administrative surcharge is recognized over the period of insurance from the date of the issue of the policy / cover note to which it relates, to its expiry. For direct insurance business, premium is recognized evenly over the period of the policy and for proportional reinsurance business, evenly over the period of underlying insurance policies. Where the pattern of incidence of risk varies over the period of the policy, premium is recognized as revenue in accordance with the pattern of the incidence of risk. Premiums for policies receivable in installments are recognized as receivable at the inception of the policy and is recognized as income over the period of the policy. The gross premium underwritten is adjusted against the unearned premium reserves / liabilities existing at each reporting date to determine the net premium underwritten during the year.

Revenue from premium is determined after taking into account the unearned portion of premium. The unearned portion of premium income is recognised as a liability .

In addition to direct insurance, at times the Company also participates in risks under coinsurance from other companies and also accepts risks through reinsurance inward by way of facultative acceptances on case to case basis provided such risks are within the underwriting policies of the Company. Premium recognized against coinsurance policies is limited to the share of the Company only. The nature of the risks undertaken under such arrangement is consistent with the risks in each class of business as stated above.

Administrative surcharge represents documentation and other charges recovered by the Company from insurance contract holder in respect of policies issued, at the rate of 5% of the gross premium written restricted to a maximum of Rs. 2,000 per policy.

iii) Claims recognition

Claim against losses incurred are recognized at the time of the incident giving rise to the claim, except otherwise expressly indicated in the insurance contract. A claim generally includes the loss resulting from the incident, along with claim handling costs that are directly related to the processing / settling the claims, net of any salvage recoveries and any adjustments to claims outstanding from previous years. In addition to reported claims, the liability also includes provisions made under IBNR and expected claims settlement costs.

d) Miscellaneous.

i) Insurance risks and events insured

Insurance is provided to the assets of insurance contract holders against damage / loss occurring due to burglary, loss of cash in safe, cash in transit and cash on counter, health, travel and crop etc. As per guidance of Insurance Accounting Regulations, 2017 amounts constituting less than 10% of the gross premium revenue are clubbed together under this class of insurance contract. Normally personal insurance contracts e.g. vehicle, travel, personal accident, etc. are provided to individual customers, whereas, insurance contracts of loss of cash in safe, cash in transit and cash on counter and health are provided to commercial organizations.

ii) Revenue recognition policy

Premium income including administrative surcharge is recognized over the period of insurance from the date of the issue of the policy / cover note to which it relates, to its expiry. For direct insurance business, premium is recognized evenly over the period of the policy and for proportional reinsurance business, evenly over the period of underlying insurance policies. Where the pattern of incidence of risk varies over the period of the policy, premium is recognized as revenue in accordance with the pattern of the incidence of risk. Premiums for policies receivable in installments are recognized as receivable at the inception of the policy and is recognized as income over the period of the policy. The gross premium underwritten is adjusted against the unearned premium reserves / liabilities existing at each reporting date to determine the net premium underwritten during the year.



Revenue from premium is determined after taking into account the unearned portion of premium. The unearned portion of premium income is recognised as a liability .

In addition to direct insurance, at times the Company also participates in risks under coinsurance from other companies and also accepts risks through reinsurance inward by way of facultative acceptances on case to case basis provided such risks are within the underwriting policies of the Company. Premium recognized against coinsurance policies is limited to the share of the Company only. The nature of the risks undertaken under such arrangement is consistent with the risks in each class of business as stated above.

Administrative surcharge represents documentation and other charges recovered by the Company from insurance contract holder in respect of policies issued, at the rate of 5% of the gross premium written restricted to a maximum of Rs. 2,000 per policy.

iii) Claims recognition

Claim against losses incurred are recognized at the time of the incident giving rise to the claim, except otherwise expressly indicated in the insurance contract. A claim generally includes the loss resulting from the incident, along with claim handling costs that are directly related to the processing / settling the claims, net of any salvage recoveries and any adjustments to claims outstanding from previous years. In addition to reported claims, the liability also includes provisions made under IBNR and expected claims settlement costs.

Detailed accounting policies for recording and measurement of reinsurance contracts held, receivables / payables related to insurance contracts and provision for outstanding claims including Incurred But Not Reported (IBNR) are mentioned in note 4.8, 4.9 and 4.17, respectively.

4.4 Commission

4.4.1 Deferred commission expense / Acquisition Cost

Commission expense and costs incurred in obtaining and recording policies are deferred and recognised as an asset and are recognised in the profit and loss account as expenses in accordance with the pattern of recognition of premium income.

4.4.2 Unearned Commission income

Commission income from reinsurers is recognised at the time of issuance of the underlying insurance policy by the Company. This income is deferred and brought to account as revenue in accordance with the pattern of recognition of the reinsurance premium to which it relates.

4.5 Premium

Premium received / receivables under a policy is recognised as written from the date of attachment of the policy to which it relates. Premium income under a policy for direct businesses is recognised over the period of insurance from inception to expiry evenly over the period of the policy.

Premium income also includes administrative surcharge that represents documentation and other charges recovered by the Company from policy holders in respect of policies issued, at the rate of 5% of the premium written restricted to a maximum of Rs. 2,000 per policy. Administrative surcharge is recognised as premium at the time the policies are written.

Receivables under insurance contracts are recognised when due, at the fair value of the consideration receivable less provision for doubtful debts, if any. If there is objective evidence that the receivable is impaired, the Company reduces the carrying amount of the receivable accordingly and recognises that impairment loss in the profit and loss account.

4.6 Unearned premium reserve

Unearned premium reserve represents the portion of premium written relating to the unexpired period of coverage and is recognised as a liability by the Company. This liability is calculated by determining the ratio of the unexpired period of the policy as specified in the Insurance Rules, 2017.



4.7 Premium deficiency reserve

The cumulative unearned premium reserve for any classes of business is not adequate to meet the expected future liability, after reinsurance, from claims and other supplementary expenses, including reinsurance expense, commissions and other underwriting expenses, expected to be incurred after the reporting date in respect of policies in that class of business in force at the reporting date, a premium deficiency reserve is recognised as a liability to meet the deficit. The movement in premium deficiency reserve is recorded as an expense / income in the profit and loss account for the year.

For this purpose, loss ratios for each class are estimated based on historical claims development. Judgment is used in assessing the extent to which past trends may not apply in future or the effects of one-off claims. Further, actuarial valuation has been carried out to determine the amount of premium deficiency reserve in respect of all class of business.

4.8 Reinsurance contracts held

The Company enters into reinsurance contracts in the normal course of business in order to limit the potential for losses arising from certain exposures. Outward reinsurance premiums is accounted for in the same period as the related premium for the direct business being reinsured. Reinsurance premium is recognised as expense after taking into account the proportion of deferred premium expense which is calculated using pattern similar to calculation of premium income for the same policy. The deferred portion of premium expense is recognised as prepaid reinsurance premium ceded.

Reinsurance liabilities represent balances due to reinsurance companies. Amounts payable are estimated in a manner consistent with the related reinsurance contract. Reinsurance assets represent balances due from reinsurance companies. Amounts recoverable from reinsurers are estimated in a manner consistent with the provision for outstanding claims or settled claims associated with the reinsurance policies and are in accordance with the related reinsurance contracts.

Reinsurance assets are not offset against related insurance liabilities. Income or expenses from reinsurance contracts are not offset against income or expenses from related insurance contracts.

Reinsurance assets or liabilities are derecognised when the contractual rights are extinguished or expired.

The Company assesses its reinsurance assets for impairment on each reporting date. If there is an objective evidence that the reinsurance asset is impaired, the Company reduces the carrying amount of the reinsurance asset to its recoverable amount and recognises that impairment loss in the profit and loss account.

4.9 Receivables and payables related to insurance contracts

Receivables including premium due but unpaid, relating to insurance contracts are recognised when due. The claim payable is recorded when intimation is received. These are recognized at cost, which is the fair value of the consideration given less provision for impairment, if any. Premium received in advance is recognised as liability till the time of issuance of insurance contract there against.

If there is an objective evidence that any premium due but unpaid is impaired, the Company reduces the carrying amount of that insurance receivable and recognizes the loss in profit and loss account.

4.10 Creditors, accruals and provisions

Liabilities for other creditors and accruals are carried at cost which is the fair value of the consideration to be paid in future for goods and / or services received, whether or not billed to the Company.

A provision is recognised in the balance sheet when the Company has a legal or constructive obligation as a result of past events, it is probable that an outflow of economic benefits will be required to settle the obligations and a reliable estimate can be made of the amount of the obligation.

4.11 Segment reporting

An operating segment is a component of the Company that engages in business activities from which it may earn revenues and incur expenses. The Company presents segment reporting of operating results using the classes of business as specified under the Insurance Ordinance, 2000 and Insurance Rules, 2017 as the primary reporting format.



The Company has five primary business segments for reporting purposes namely fire and property damage, marine aviation and transport, motor, accident and health and credit and suretyship.

Investment and income taxes are managed on an overall basis and are, therefore, not allocated to any segment.

Assets and liabilities are allocated to particular segments on the basis of gross premium written during the year. Those assets and liabilities which cannot be allocated to a particular segment on a reasonable basis are reported as unallocated corporate assets and liabilities.

4.12 Cash and cash equivalents

Cash and cash equivalents for cash flow purposes include cash in hand, policy and revenue stamps, bond papers and bank balances in current and saving accounts.

4.13 Revenue Recognition

- (a) Premium income under a policy is recognised over the period of insurance contract from the date of inception of the policy to which it relates till the expiry in case of marine cargo business whereas, for all other cases of premium, income is recognised as a difference between total premium written and provision for unearned premium.
- (b) Commission income is taken to the profit and loss account on a time proportionate basis in accordance with the pattern of recognition of reinsurance premium to which it relates.
- (c) Administrative surcharge recovered by the Company from policy holders is included in income.
- (d) Income from held-to-maturity investments is recognised on time proportion basis taking into account the effective yield on the investment. The difference between redemption and purchase price of the held-to-maturity investment is amortised and recognised in the profit and loss account over the term of investment.
- (e) Dividend income is recognised when the right to receive such dividend is established.
- (f) Gain / (loss) on sale of investments is included in the profit and loss account in the period of sale.
- (g) Return on bank balances is recognised on a time proportion basis taking into account the effective yield.

4.14 Investments

4.14.1 Classification

The classification of financial assets is determined at initial recognition and depends on the purpose for which the financial assets were acquired. Currently, the financial assets of the Company are classified into the following categories:

a) In equity securities

Surplus / (deficit) arising on revaluation of quoted securities which are classified as available for sale investments is taken to other comprehensive income in the Statement of Comprehensive Income. On derecognition or impairment of available-for-sale investments, the cumulative gain or loss previously reported in other comprehensive income is transferred to profit and loss for the period within Statement of Comprehensive Income whereas any reversal in impairment is taken in Statement of Comprehensive Income.

Provision for diminution in the values of securities is made after considering impairment, if any, in their value and is taken to profit and loss account. Impairment is booked when there is an objective evidence of significant or prolonged decline in the value of such securities.

Unquoted investments are recorded at cost less accumulated impairment losses, if any.



b) In debt securities

These are investments with fixed or determinable payments and fixed maturities which the Company has the intention and ability to hold till maturity.

Provision for impairment against debt securities is made in accordance with the requirements of the law. In case of unquoted debt securities, the breakup value of the security should be considered to determine impairment amount.

Premium or discount on debt securities classified as available for sale and held to maturity is amortised using effective interest method and taken to the profit and loss account.

c) In term deposits

These are investments with fixed or determinable payments and fixed (short term) maturities which the Company has the intention and ability to hold till maturity. These investments are designated as held to maturity.

4.15 Offsetting of financial assets and liabilities

Financial assets and financial liabilities are offset and the net amount is reported in the financial statements only when there is a legally enforceable right to set off the recognised amounts and there is an intention to settle on a net basis, or realise the assets and settle the liabilities simultaneously.

4.16 Provisions

A provision is recognised in the statement of financial position when the Company has a legal or constructive obligation as a result of a past event and it is probable that an outflow of resources embodying economic benefits will be required to settle the obligation and a reliable estimate of the amount can be made. However, provisions are reviewed at each reporting date and adjusted to management's best estimate.

4.17 Provision for outstanding claims (including IBNR)

Provision for outstanding claims include amounts in relation to unpaid reported claims, claims incurred but not reported (IBNR) and expected claims settlement costs.

Outstanding claims

The amount of claims that have been reported and are yet unpaid or partially unpaid at the end of reporting year for a given accident year.

A liability for outstanding claims (claim incurred) is recognized for all claims incurred which represents the estimates of the claims intimated or assessed before the end of the reporting period and measured at the undiscounted value of expected future payments. Provision for liability in respect of unpaid reported claims is made on the basis of individual case estimates while taking into consideration the past claims settlement experience including handling costs and the Company's reserving policy. Where applicable, deductions are made for salvage and their recoveries.

Reinsurance recoveries against outstanding claims and salvage recoveries are recognized as an asset and measured at the amount expected to be received.

Incurred But Not Reported (IBNR) Claims

The losses that have incurred or are in the occurrence period at the end of reporting year and have not been intimated to the Company by that end of reporting year, or if reported, complete details are not available to the Company, so as to ascertain the amount of loss for that claim as claims outstanding.

The provision for claims incurred but not reported (IBNR) is made at the financial statement date. The Company takes actuarial advice for the determination of IBNR claims. IBNR claims have been estimated using Chain Ladder (CL) methodology. The Chain Ladder (CL) Method involves determination of development factors or link ratios for each period. These are then subsequently combined to determine Cumulative



Development Factor (CDF), which represents the extent of future development of claims to reach their ultimate level.

4.18 Taxation

Income tax expense comprises of current and deferred tax. Income tax expense is recognised in the profit and loss account, except to the extent that it relates to items recognised directly in equity or in other comprehensive income, in which case it is recognised in equity or in other comprehensive income respectively. In making the estimates for income taxes currently payable by the Company, the management considers the current income tax law and the decisions of appellate authorities on certain issues in the past.

Current tax

Current tax is the expected tax payable or receivable on the taxable income or loss for the year, using tax rates enacted or substantively enacted at the reporting date, and any adjustment to tax payable in respect of previous years.

Provisions for current taxation is based on taxability of certain income streams of the Company under presumptive / final tax regime at the applicable tax rates and remaining income streams chargeable at current rate of taxation under the normal tax regime and / or minimum tax liability, as applicable, after taking into account tax credits and tax rebates available, if any.

Deferred tax

Deferred tax is recognised using balance sheet liability method, providing for temporary difference between the carrying amounts of assets and liabilities for financial reporting purposes and the amounts used for taxation purposes. The amount of deferred tax provided is based on the expected manner of realisation or settlement of the carrying amount of assets and liabilities, using the tax rates enacted or substantively enacted at the reporting date.

The Company recognises a deferred tax asset to the extent of taxable timing differences or it is probable that taxable profits for the foreseeable future will be available against which the assets can be utilised. Deferred tax assets are reduced to the extent that it is no longer probable that the related tax benefit will be realised.

4.19 Staff retirement benefits

4.19.1 Defined benefit plan - Gratuity Scheme

The Company operates an approved and funded gratuity scheme for employees whose period of service with the Company is five years or more. The liability / (asset) recognized in the balance sheet is the present value of defined benefit obligation at the reporting date less fair value of plan assets. The defined benefit obligation is calculated annually using Projected Unit Credit Method. Remeasurements which comprise actuarial gains and losses and the return on plan assets (excluding interest) are recognized immediately in other comprehensive income.

The Company determines the net interest expense (income) on the net defined benefit liability / (asset) for the period by applying the discount rate used to measure the defined benefit obligation at the beginning of the annual period to the net defined benefit liability / (asset), taking into account any changes in the net defined benefit liability / (asset) during the period as a result of contribution and benefit payments. Net interest expense and current service cost are recognized in profit and loss account and actuarial gains / (losses) are recognized in other comprehensive income as they occur and are not reclassified to profit or loss in subsequent periods. The last actuarial valuation of the Company's defined benefit plan was carried on as of December 31, 2022.

4.19.2 Defined contribution plan

The Company contributes to a provident fund scheme which covers all permanent employees. Equal contributions are made both by the Company and the employees to the fund at the rate of 8.33% of basic salary.



4.19.3 Employees' compensated absences

The Company accounts for the liability in respect of eligible employees' compensated absences in the period in which they are earned.

4.20 Leases

Lessee accounting

At inception of a contract, the Company assesses whether a contract is, or contains, a lease based on whether the contract conveys the right to control the use of an identified asset for a period of time in exchange for consideration.

The lease liability is initially measured at the present value of the lease payments that are not paid at the commencement date. The lease payments are discounted using the interest rate implicit in the lease. If that rate cannot be readily determined, which is generally the case for leases of the Company, the lessee's incremental borrowing rate is used, being the rate that the individual lessee would have to pay to borrow the funds necessary to obtain an asset of similar value to the right of use asset in a similar economic environment with similar terms, security and conditions.

To determine the incremental borrowing rate, the Company:

- where possible, uses the recent third party financing received by the Company as a starting point, adjusted to reflect the changes in financing conditions since third party financing was received;
- uses expected terms of third party financing based on correspondence with the third party financial institutions, where third party financing was not received recently; and
- makes adjustments specific to the lease e.g. terms and security.

Lease payments include fixed payments, variable lease payment that are based on an index or a rate, amounts expected to be payable by the lessee under residual value guarantees, the exercise price of a purchase option if the lessee is reasonably certain to exercise that option, payments of penalties for terminating the lease, if the lease term reflects the lessee exercising that option, less any lease incentives receivable.

In determining the lease term, management considers all facts and circumstances that create an economic incentive to exercise an extension option or not to exercise a termination option. Extension options (or periods covered by termination options) are only included in the lease term if the lease is reasonably certain to be extended (or not terminated). While making this assessment, the Company considers significant penalties to terminate (or not extend) as well as the significant cost of business disruption.

The lease liability is subsequently measured at amortised cost using the effective interest rate method. It is premeasured when there is a change in future lease payments arising from a change in fixed lease payments or an index or rate, change in the Company's estimate of the amount expected to be payable under a residual value guarantee, or if the Company changes its assessment of whether it will exercise a purchase, extension or termination option. The corresponding adjustment is made to the carrying amount of the right-to-use asset, or is recorded in profit and loss if the carrying amount of right-to-use asset has been reduced to zero.

In determining the lease term termination options are considered as are included in a number of property leases by the Company. These are used to maximise operational flexibility in terms of managing the assets used in the Company's operations. The majority of termination options held are exercisable by both the Company and the respective lessors. Further refer note 4.21 for impairment of non financial assets.

4.21 Impairment of assets

A financial asset is assessed at each financial statement date to determine whether there is any objective evidence that it is impaired. A financial asset is considered to be impaired if there is objective evidence that one or more events have had a negative effect on the estimated future cash flows of that asset.

The carrying amount of non financial assets is reviewed at each financial statement date to determine whether there is any indication of impairment of any asset or a group of assets. If such indication exists, the recoverable



amount of such asset is estimated. The recoverable amount of an asset is the greater of its value in use and its fair value less costs to sell. An impairment loss is recognized if the carrying amount of an asset exceeds its estimated recoverable amount.

All impairment losses are recognized in the profit and loss account. Provisions for impairment are reviewed at each financial statement date and are adjusted to reflect the current best estimates. Changes in the provisions are recognized as income or expense.

4.22 Dividend distribution

Dividend to shareholders is recognized as liability in the period in which it is approved. Dividends, if any, declared and transfers between reserves made subsequent to the reporting date are considered as non-adjusting events and are recognised in the financial statements in the year in which such dividends are declared and transfers are made.

4.23 Management Expense

Expenses of management have been allocated to various revenue accounts on equitable basis.

4.24 Commission from reinsurers

The revenue recognition policy for commission from reinsurer is given under note 4.4.2.

4.25 Foreign currencies

Transactions in foreign currencies are translated into reporting currency at the rates of exchange prevailing at the date of transactions. Monetary assets and liabilities denominated in foreign currencies are translated at the rate of exchange ruling at the reporting date. Non-monetary items that are measured in terms of historical cost in a foreign currency are translated using the exchange rates at the dates of the initial transactions. All exchange differences are routed through the profit and loss account.

4.26 Financial instruments

Financial instruments include cash and bank, loans to employees, investments, premiums due but unpaid, amount due from other insurers / reinsurers, accrued investment income, reinsurance recoveries against outstanding claims, sundry receivables, other claim liabilities amount due to other insurers / reinsurers, accrued expenses, other creditors and accruals, deposits and other payables and unclaimed dividends.

All the financial assets and financial liabilities are recognised at the time when the Company becomes a party to the contractual provisions of the instrument and derecognized when the Company loses control of contractual rights that comprises the financial assets and in the case of financial liabilities when the obligation specified in the contract is discharged, cancelled or expired. Any gain or loss on derecognition of financial assets and financial liabilities is taken to income directly.

4.27 Earnings per Share

The Company presents basic and diluted earnings per share (EPS) data for its ordinary shares. Basic EPS is calculated by dividing the profit or loss attributable to ordinary shareholders of the Company by the weighted average number of shares outstanding during the year. Diluted EPS is determined by adjusting the profit or loss attributable to ordinary shareholders and the weighted average number of ordinary shares outstanding for the effects of all dilutive potential ordinary shares.

4.28 Contingent liabilities

Contingent liability is disclosed when:

- a) a possible obligation that arises from past events and whose existence will be confirmed only by the occurrence or non-occurrence of one or more uncertain future events not wholly within the control of the company; or
- b) a present obligation that arises from past events but it is not probable that an outflow of resources embodying economic benefits will be required to settle the obligation or the amount of the obligation cannot be measured with sufficient reliability.



5 CRITICAL ACCOUNTING ESTIMATES AND JUDGMENTS

The preparation of financial statements in conformity with approved accounting standards requires management to make judgments, estimates and assumptions that affect the application of policies and reported amounts of assets and liabilities, income and expenses.

The judgments, estimates and assumptions are based on historical experience, current trends and various other factors that are believed to be reasonable under the circumstances, the results of which form the basis of making the estimates about carrying values of assets and liabilities that are not readily apparent from other sources.

Actual results may differ from these estimates. The estimates and underlying assumptions are reviewed on an ongoing basis. Revisions to accounting estimates are recognized in the period in which the estimate is revised if the revision affects only that period or in the revision and future periods if the revision affects both current and future periods.

In particular, the matters involving a higher degree of judgment or complexity, or areas where assumptions and estimates are significant to the financial statements are:

	Note
a) Useful lives of property and equipment	4.1
b) Intangible assets	4.2
c) Unearned Premium reserve	4.6
d) Premium deficiency reserve	4.7
e) Receivables and payables related to insurance contracts	4.9
f) Provision for outstanding claim (including IBNR)	4.17
g) Taxation	4.18
h) Staff retirement benefits	4.19
i) Leases	4.20
j) Impairment of assets	4.21
k) Contingent liabilities	4.28

	2022	2021
Note	-----	-----
	Rupees	

6 PROPERTY AND EQUIPMENT

Operating assets	6.1	3,793,603	4,683,782
Right-of-use assets	6.2	3,347,962	6,859,402
		<u>7,141,565</u>	<u>11,543,184</u>

6.1 Operating Assets

	2022							
	Cost			Depreciation			Written down value as at 31 December 2022	Depreciation rate %
	As at 1 January 2022	Additions / (disposals)	As at 31 December 2022	As at 1 January 2022	For the year / (on disposals)	As at 31 December 2022		
	Rupees							
Furniture and fixtures	14,812,986	-	14,812,986	13,977,332	245,358	14,222,690	590,296	10
Office equipment	5,193,856	-	5,193,856	5,164,258	15,719	5,179,977	13,879	10 & 20
Computer and accessories	9,797,818	451,870	10,249,688	9,224,016	241,297	9,465,313	784,375	20
Motor vehicles	20,677,315	-	19,103,315	19,164,420	609,168	18,199,591	903,724	20
Electrical Installations	6,892,810	176,000	7,068,810	5,160,977	406,504	5,567,481	1,501,329	15
	57,374,785	627,870	56,428,655	52,691,003	1,518,046	52,635,052	3,793,603	
		(1,574,000)			(1,573,997)			



	2021							
	Cost			Depreciation			Written down value as at 31 December 2021	Depreciation rate %
	As at 1 January 2021	Additions / (disposals)	As at 31 December 2021	As at 1 January 2021	For the year / (on disposals)	As at 31 December 2021		
	----- Rupees -----							
Furniture and fixtures	14,640,526	172,460	14,812,986	13,208,746	768,586	13,977,332	835,654	10
Office equipment	5,193,856	-	5,193,856	5,140,926	23,332	5,164,258	29,598	10 & 20
Computer and accessories	9,503,853	293,965	9,797,818	9,051,942	172,074	9,224,016	573,802	20
Motor vehicles	20,677,315	-	20,677,315	18,555,251	609,169	19,164,420	1,512,895	20
Electrical Installations	6,348,467	544,343	6,892,810	4,785,908	375,069	5,160,977	1,731,833	15
	56,364,017	1,010,768	57,374,785	50,742,773	1,948,230	52,691,003	4,683,782	-
	-	-	-	-	-	-	-	-

2022

2021

Note ----- Rupees -----

6.2 Right-of-use assets

Balance at 1st January	6,859,402	10,441,677
Depreciation charge for the period	(3,348,036)	(3,582,275)
Less: Disposal during the year - WDV	(163,404)	-
Balance at 31st December	<u>3,347,962</u>	<u>6,859,402</u>

	2022							
	Cost			Depreciation			Written down value as at 31 December 2022	Depreciation rate %
	As at 1 January 2022	Additions / (disposals)	As at 31 December 2022	As at 1 January 2022	For the year / (on disposals)	As at 31 December 2022		
	----- Rupees -----							
Right-of-use assets	17,633,973	-	17,225,481	10,774,571	3,348,036	13,877,519	3,347,962	20 & 33
		(408,492)			(245,088)			
	17,633,973	-	17,225,481	10,774,571	3,348,036	13,877,519	3,347,962	
		(408,492)			(245,088)			

	2021							
	Cost			Depreciation			Written down value as at 31 December 2021	Depreciation rate %
	As at 1 January 2021	Additions / (disposals)	As at 31 December 2021	As at 1 January 2021	For the year / (on disposals)	As at 31 December 2021		
	----- Rupees -----							
Right-of-use assets	17,633,973	-	17,633,973	7,192,296	3,582,275	10,774,571	6,859,402	20 & 33
		-			-			
	17,633,973	-	17,633,973	7,192,296	3,582,275	10,774,571	6,859,402	
		-			-			



7. INTANGIBLE ASSETS

	Cost			Amortisation			Written down value as at 31 December	Amortization rate %
	As at 1 January	Additions / (disposals)	As at 31 December	As at 1 January	For the year	As at 31 December		
----- Rupees -----								
2022								
Computer Software	2,411,912	603,747	3,015,659	2,411,912	106,850	2,518,762	496,897	30%
2021								
Computer Software	2,411,912	-	2,411,912	2,411,912	-	2,411,912	-	30%

7.1 Cost and accumulated amortisation in respect of fully amortised GIS software and operating software licence which was purchased in 2009 still in use at the end of the year amounted to Rs. 2.41 million (2021: Rs. 2.41 million).

8 INVESTMENTS IN EQUITY SECURITIES

	Note	2022			2021		
		Cost	Impairment / provision for the year	Carrying value	Cost	Impairment / provision for the year	Carrying value
----- Rupees -----							
Available for sale							
Related parties							
Listed shares	8.1.1	3,003	-	3,003	3,003	-	3,003
Unrealized gain on investment		-	-	3,655,648	-	-	3,979,202
		3,003	-	3,658,651	3,003	-	3,982,205
Others							
Listed shares	8.1.2	129,652,100	(39,618,050)	90,034,050	129,652,100	(25,574,619)	104,077,481
Unrealized gain on investment		-	-	97,959,414	-	-	108,448,333
		129,652,100	(39,618,050)	187,993,464	129,652,100	(25,574,619)	212,525,814
		129,655,103	(39,618,050)	191,652,115	129,655,103	(25,574,619)	216,508,019
8.1 Investments - Available for sale							
		----- Number of Shares -----		----- Rupees -----		----- Rupees -----	
		2022	2021	2022	2021	2022	2021
Listed shares							
8.1.1 Related parties							
Non Life Insurance							
Pakistan Reinsurance Company Limited		533,331	177,777	3,003	3,003	3,658,651	3,982,205
8.1.2 Others							
Oil & Gas							
Oil and Gas Development Company Limited		13,800	13,800	2,746,003	2,746,003	1,099,308	1,189,560
Pakistan Oil Fields Limited		6,000	6,000	2,169,519	2,169,519	2,357,100	2,145,720
Pakistan Petroleum Limited		126,960	126,960	18,868,530	18,868,530	8,651,054	10,034,918
Pakistan State Oil Company Limited		45,120	45,120	10,051,767	10,051,767	6,496,829	8,206,877
Shell (Pakistan) Limited		70,126	70,126	4,571,699	4,571,699	7,534,337	8,498,570
Fertilizer							
Engro Fertilizer Limited		108,500	108,500	297,488	297,488	8,342,565	8,255,765
Fauji Fertilizer Company Limited		79,627	79,627	5,892,283	5,892,283	7,859,981	7,983,403
Engro Corporation Limited		1,100	1,100	6,825,543	6,825,543	288,211	299,662
Forestry (Paper and Board)							
Pakistan Paper Product Limited		159,333	159,333	149,375	149,375	9,013,468	10,675,311
Packages Limited.		3,500	3,500	1,285,160	1,285,160	1,295,560	1,740,445
Leasing							
Orix Leasing Pakistan Limited		31,500	31,500	1,192,990	1,192,990	614,250	677,250



	Number of Shares		Cost		Fair value	
	2022	2021	2022	2021	2022	2021
	-----		----- Rupees -----		----- Rupees -----	
Tobacco						
Pakistan Tobacco Company Limited	23,367	23,367	78,710	78,710	22,523,919	27,984,086
Pharmaceuticals						
GlaxoSmithKline Pakistan Limited	83,383	83,383	5,976,082	5,976,082	7,318,526	11,382,613
GlaxoSmithKline Consumer Healthcare Pakistan Limited	22,644	22,644	1,622,899	1,622,899	3,711,352	5,458,563
Highnoon Laboratories Limited	38,084	34,622	11,823,800	11,823,800	20,571,073	21,737,423
Travel and Leisure						
Pakistan Service Limited	28,815	28,815	199,116	199,116	48,011,842	43,136,055
Commercial Banks						
Allied Bank Limited	121,000	121,000	14,470,321	14,470,321	7,740,370	9,954,670
Askari Bank Limited	917,500	917,500	21,987,565	21,987,565	18,441,750	20,203,350
Non Life Insurance						
Habib Insurance Company Limited	19,831	19,831	95,830	95,830	118,986	138,222
Adamjee Insurance Company Limited	28,500	28,500	1,667,228	1,667,228	802,845	1,140,000
Food & Personal Care Products						
Treet Corporation Limited	221,190	221,190	13,578,348	13,578,348	3,587,702	9,221,411
Cement						
D. G. Khan Cement Company Limited.	21,000	21,000	2,683,784	2,683,784	1,084,440	1,741,740
Fauji Cement Company Limited	11,250	10,000	298,324	298,324	135,225	183,700
Automobile Assemblers						
Pak Suzuki Motor Company Limited.	2,300	2,300	1,119,736	1,119,736	392,771	536,500
	<u>2,184,430</u>	<u>2,179,718</u>	<u>129,652,100</u>	<u>129,652,100</u>	<u>187,993,464</u>	<u>212,525,814</u>

	Note	2022	2021
		----- Rupees -----	----- Rupees -----
8.2 Listed shares			
Cost		129,655,103	129,655,103
Provision for impairment	8.2.1	(39,618,050)	(25,574,61)
		<u>90,037,053</u>	<u>104,080,484</u>
8.2.1 Provision for impairment			
Opening provision		25,574,619	22,179,472
Charge for the year		14,043,431	5,706,056
Reversal		-	(2,310,909)
Closing provision		<u>39,618,050</u>	<u>25,574,619</u>



9 INVESTMENTS IN DEBT SECURITIES

Note	2022			2021			
	Cost	Impairment / provision for the year	Carrying value	Cost	Impairment / provision for the year	Carrying value	
----- Rupees -----							
Others							
Government securities							
Held to maturity							
Pakistan Investment Bonds	9.1.1	221,790,180	-	230,535,193	221,790,180	-	227,516,280
Treasury Bills	9.1.2	238,452,780	-	260,721,118	217,451,175	-	220,232,488
		<u>460,242,960</u>	<u>-</u>	<u>491,256,311</u>	<u>439,241,355</u>	<u>-</u>	<u>447,748,768</u>

9.1. Government securities - held to maturity

9.1.1 Pakistan Investment Bonds

Face value (Rupees)	Profit rate %	Coupon payment	Type of Securities	Maturity date	2022		2021	
					Cost	Carrying value	Cost	Carrying value
----- Rupees -----								
100,000,000	9.5%	Semi-annually	PIB - 5 years	19-09-2024	89,509,800	95,688,356	89,509,800	93,494,000
50,000,000	10.0%	Semi-annually	PIB - 10 years	19-09-2029	47,189,900	47,810,367	47,189,900	47,580,800
40,000,000	9.5%	Semi-annually	PIB - 5 years	19-09-2024	37,709,080	39,075,387	37,709,080	47,974,040
50,000,000	10.0%	Semi-annually	PIB - 10 years	19-09-2029	47,381,400	47,961,083	47,381,400	38,467,440
					<u>221,790,180</u>	<u>230,535,193</u>	<u>221,790,180</u>	<u>227,516,280</u>

9.1.1.1 Pakistan investment bonds have face value of Rs. 221.79 million (market value of Rs. 230.535 million) [2021: face value of Rs. 221.79 million (market value of Rs. 227.52 million)]. These carry mark-up ranging from 9.5% to 10% (2021: 9.25% to 10%) per annum and will mature between 2024 and 2029.

9.1.1.2 Pakistan Investment Bonds with face value of Rs. 60 million (2021: Rs. 60 million) are placed with State Bank of Pakistan under Section 29 of the Insurance Ordinance, 2000.

9.2 Treasury Bills

Face value (Rupees)	Yield rate %	Profit payment	Type of Securities	Maturity date	2022		2021	
					Cost	Carrying value	Cost	Carrying value
----- Rupees -----								
150,000,000	8.06%	Matured	Treasury Bills	07-04-2022	-	-	144,202,200	146,941,820
75,000,000	10.39%	Matured	Treasury Bills	24-03-2022	-	-	73,248,975	73,290,667
150,000,000	13.16%	On maturity	Treasury Bills	06-04-2023	132,602,550	145,459,457	-	-
75,000,000	12.46%	On maturity	Treasury Bills	24-03-2023	66,688,800	73,132,826	-	-
45,000,000	14.95%	On maturity	Treasury Bills	29-06-2023	39,161,430	42,128,835	-	-
					<u>238,452,780</u>	<u>260,721,118</u>	<u>217,451,175</u>	<u>220,232,488</u>



9.1.2.1 Market treasury bills have face value of Rs. 238.45 million (market value of Rs. 260.72 million) [2021: face value of Rs. 217.45 million (market value of Rs. 220.23 million)]. These carry mark-up at 8.06% to 14.95% (2021: 7.560% to 7.746%) per annum and will mature in 2023.

	2022	2021
Note	----- Rupees -----	----- Rupees -----
10 LOANS AND OTHER RECEIVABLES - Considered good		
Accrued investment income	6,693,926	6,448,724
Security deposit	305,120	266,120
Agent commission receivable	72,854	72,854
Loans to employees	1,004,541	1,904,276
Federal insurance fee	-	62,530
Other receivables	213,704	390,540
	<u>8,290,145</u>	<u>9,145,044</u>
10.1 This represents interest free short term loan to employees as per the Company policy.		
11 INSURANCE / REINSURANCE RECEIVABLES		
- Unsecured and considered good		
Due from insurance contract holders	93,812,062	94,787,257
Less : provision for impairment of receivables from insurance contract holders	(86,799,589)	(88,178,283)
Due from other insurers / reinsurers	131,868,119	87,752,815
Less : provision for impairment of due from other insurers / re-insurers	(31,758,415)	(29,009,905)
	<u>107,122,177</u>	<u>65,351,884</u>
12 RETIREMENT BENEFIT		
	Gratuity Fund	
12.1 Balance Sheet Reconciliation		
Fair value of plan assets	8,018,900	8,233,194
Present value of defined benefit obligation	(8,048,750)	(8,052,536)
Funded status	(29,850)	180,658
Unrecognised net actuarial loss / (gain)	-	-
Recognised asset	<u>(29,850)</u>	<u>180,658</u>
12.2 Movement in fair value of plan assets		
Fair value of plan assets as at 1st January	8,233,194	8,233,194
Expected return on plan assets	823,319	740,987
Actuarial losses	366,210	(614,351)
Benefits paid	(1,403,823)	(126,636)
Fair value as at 31st December	<u>8,018,900</u>	<u>8,233,194</u>



	2022	2021
	----- Rupees -----	
12.3 Movement in the defined benefit obligations		
Obligation as at 1st January	8,052,536	7,052,757
Service cost	586,377	532,359
Interest cost	805,253	634,748
Actuarial gain	8,407	(40,692)
Benefits paid	(1,403,823)	(126,636)
Obligation as at 31st December	<u>8,048,750</u>	<u>8,052,536</u>

12.4 Cost		
Current service cost	586,377	532,359
Interest cost	805,253	634,748
Expected return on plan assets	(823,319)	(740,987)
Expense	<u>568,311</u>	<u>426,120</u>
Actual return on plan assets	<u>1,189,529</u>	<u>126,636</u>

12.5 The actuarial valuations are carried out annually using Projected Unit Credit (PUC) actuarial cost method and contributions are made accordingly. Following are the significant assumptions used for valuation of the plan:

	2022	2021
Discount rate and expected return on plan assets	14%	10%
Future salary increases	14%	10%
Mortality rates	60 years	60 years
Rates of Employee turnover	SLIC (2001-05) - 1 Light	SLIC (2001-05) - 1 Light

12.6 Comparison for five years

	2022	2021	2020	2019	2018
	----- Rupees -----				
Fair value of plan assets	8,018,900	8,233,194	8,233,194	6,699,609	7,459,285
Defined benefit obligations	(8,048,750)	(8,052,536)	(7,052,757)	(6,377,971)	(6,049,155)
Surplus / (Deficit)	<u>(29,850)</u>	<u>180,658</u>	<u>1,180,437</u>	<u>321,638</u>	<u>1,410,130</u>
Experience adjustments					
Gain / (Loss) on plan assets (as percentage of plan assets)	4.57%	-7.46%	-5.80%	-3.52%	-3.95%
(Gain) / Loss on obligations (as percentage of plan obligations)	-0.10%	-0.51%	-12.47%	15.31%	-1.95%

12.7 Comparison of fair value of plan assets

	2022		2021	
	(Rupees)	%	(Rupees)	%
Debt	-	-	-	-
Equity	-	-	-	-
Cash and cash equivalent	8,018,900	100%	8,233,194	100%
Total	<u>8,018,900</u>	<u>100%</u>	<u>8,233,194</u>	<u>100%</u>



12.8 Sensitivity analysis on significant actuarial assumptions defined benefit obligation

	2022		2021	
	%	(Rupees)	%	(Rupees)
Discount rate +1.00%	<u>-5.60%</u>	<u>(450,773)</u>	<u>-6.30%</u>	<u>(510,480)</u>
Discount rate -1.00%	<u>6.40%</u>	<u>515,142</u>	<u>7.20%</u>	<u>581,800</u>
Future salary increase +1.00%	<u>6.80%</u>	<u>544,172</u>	<u>7.60%</u>	<u>612,819</u>
Future salary increase -1.00%	<u>-6.00%</u>	<u>(484,233)</u>	<u>-6.80%</u>	<u>(546,681)</u>

The weighted average duration of the defined benefit obligation is 6.50 years (2021: 7.50 years).

Projected payments

Expected maturity analysis of undiscounted defined benefit obligation for the gratuity fund is as follows:

Payment of benefits:	2022	2021
	----- Rupees -----	
2023	2,416,292	1,060,092
2024	186,946	1,465,392
2025	1,174,861	184,866
2026	216,491	950,279
2027	2,550,076	198,178
2028 onwards	27,100,982	16,906,448

12.9 The gratuity scheme has been discontinued for future appointments since 2015.

Note	2022	2021
	----- Rupees -----	

13 DEFERRED TAXATION

Deferred debits arising in respect of:

Accelerated tax depreciation on fixed assets	1,309,603	1,309,603
Lease liabilities	2,420,966	2,420,966
Provision against premium due but unpaid	25,571,702	25,571,702
Provision for diminution in value of investment	7,416,640	7,416,640
Provision against amount due from other insurers/reinsurers	8,412,872	8,412,872
Minimum tax	-	-

Deferred credits arising due to:

Right-of-use assets	(1,989,227)	(1,989,227)
Provision for employees' benefits plan	(380,684)	(276,921)
Unrealized loss on revaluation of AFS	(32,603,985)	(32,603,984)
	<u>10,157,887</u>	<u>10,261,651</u>

13.1 During the year, the amount of deferred tax asset has been restricted to Rs. 10.16 million as compared to Rs. 19.14 on prudent basis considering the future taxable profitability.



	Note	2022	2021
		Rupees	
14 TAXATION - PAYMENT LESS PROVISIONS			
Advance tax - opening		73,319,937	75,847,643
Add: Advance tax paid during the period		7,812,415	10,350,388
Less: Provision for the year		(3,200,269)	(7,854,129)
Advance tax written off		-	(5,023,965)
		<u>77,932,083</u>	<u>73,319,937</u>
15 PREPAYMENTS			
Prepaid reinsurance premium ceded	22	27,073,841	32,413,688
Prepaid rent		234,891	298,462
Prepaid miscellaneous expenses		208,879	387,107
		<u>27,517,611</u>	<u>33,099,257</u>
16 CASH AND BANK			
Cash and cash equivalent			
- Cash in hand		-	-
- Policy and Revenue stamps, Bond papers		207,080	1,195,841
Cash at bank			
- Current accounts		5,390,622	19,920,700
- Savings accounts	16.1	67,241,666	48,365,965
- Window takaful operations	16.2	52,606,607	50,001,000
		<u>125,445,975</u>	<u>119,483,506</u>

16.1 The rate of return on profit and loss savings account maintained at various banks range from 8.25% to 14.50% per annum (2021: 5.50% to 7.25% per annum).

16.2 This represents amount deposited in separate savings bank accounts of Rs. 52,606,607 (2021: Rs. 50,001,000) for window takaful operations. It further includes bank account opened during the year for Participant Takaful Fund amounting to Rs. 10,000 (2021: Nil). The Company was granted authorisation on November 21, 2022 under Rule 6 of the Takaful Rules, 2012 to undertake Window Takaful Operations (WTO) in respect of General Takaful products by the Securities and Exchange Commission of Pakistan (SECP) and the Company has not commenced Window Takaful Operations to date.

17 SHARE CAPITAL

17.1 Authorized capital

2022	2021		2022	2021
Number of shares			Rupees	
<u>51,000,000</u>	<u>51,000,000</u>	Ordinary shares of Rs. 10 each	<u>510,000,000</u>	<u>510,000,000</u>

17.2 Issued, subscribed and paid-up share capital

2022	2021		2022	2021
Number of shares			Rupees	
		Ordinary shares of Rs.10 each issued		
<u>1,162,000</u>	<u>1,162,000</u>	- as fully paid in cash	<u>11,620,000</u>	<u>11,620,000</u>
<u>19,640,000</u>	<u>19,640,000</u>	- issued as right share	<u>196,400,000</u>	<u>196,400,000</u>
<u>29,198,000</u>	<u>29,198,000</u>	- issued as fully paid bonus shares	<u>291,980,000</u>	<u>291,980,000</u>
<u>50,000,000</u>	<u>50,000,000</u>		<u>500,000,000</u>	<u>500,000,000</u>



		2022	2021
	Note	----- Rupees -----	-----
18 RESERVES			
Capital reserve			
Reserve for exceptional losses	18.1	3,355,000	3,355,000
Revenue reserves			
General reserve		6,820,000	6,820,000
Unrealised appreciation on 'available for sale' investments		71,623,987	82,436,460
		<u>81,798,987</u>	<u>92,611,460</u>
18.1			
The reserve for exceptional losses represents amounts set aside till 31 December 1978 to avail deduction thereof in computing taxable income, as allowed previously under the old Income Tax Act of 1922. After the introduction of the repealed Income Tax Ordinance, 1979, which did not permit the said deduction, hence the Company discontinued the setting aside of amounts as reserve for exceptional losses.			
		2022	2021
	Note	----- Rupees -----	-----
19 INSURANCE/ REINSURANCE PAYABLES			
Due to other insurers / reinsurers	19.1	47,503,741	43,522,442
Cash margins against performance bonds		21,389,900	10,317,415
		<u>68,893,641</u>	<u>53,839,857</u>
19.1			
This includes payable to related party amounting to Rs. 14.53 million (2021: Nil)			
20 OTHER CREDITORS AND ACCRUALS			
Agent commission payable		54,899,361	45,604,466
Federal Excise Duty / Sales tax		17,642,107	18,450,737
Federal Insurance Fee		77,329	-
Lease Liability	20.1	4,385,814	8,348,157
Sindh Workers' Welfare Fund	20.2	2,197,746	2,197,746
Salaries & wages payable		1,245,548	1,016,174
Accrued expenses		2,936,947	3,511,718
Compensated absences		2,613,382	2,465,725
Income tax liabilities		245,432	382,484
Other tax payables		96,696	60,820
Unpaid and unclaimed dividend		3,001,450	3,001,450
Accounts payable for goods & services		466,523	1,150,805
Other creditors & accruals	20.3	2,614,365	3,201,221
		<u>92,422,700</u>	<u>89,391,503</u>
20.1			
Lease Liability			
Current		3,482,487	3,482,487
Non - Current		903,327	4,865,670
		<u>4,385,814</u>	<u>8,348,157</u>



20.2 The Finance Act, 2008 introduced amendments to the Workers' Welfare Fund (WWF) Ordinance, 1971 whereby the definition of industrial establishment was extended. The amendments were challenged at various levels and conflicting judgments were rendered by the Lahore High Court, Sindh High Court and Peshawar High Court.

The Honourable Supreme Court of Pakistan vide its judgment dated 10 November 2016, has upheld the view of Lahore High Court and decided that WWF is not a tax and hence the amendments introduced through Finance Act, 2008 are ultra-vires to the Constitution.

The Federal Board of Revenue has filed Civil Review Petitions in respect of above judgment with the prayer that the judgment dated 10 November 2016 passed in the Civil Appeal may kindly be reviewed in the interest of justice.

In view of the above, on prudent basis the management has decided not to reverse charge for WWF recorded for the years up to 2015 amounting to Rs. 2.198 million.

20.3 This includes outstanding claims in respect of which cheques have been issued by the Company for claim settlement but the same have not been encashed by the claimant. The following is the aging as required by SECP circular No. 11 dated 19 May 2014:

	2022	2021
	----- Rupees -----	
- More than 6 months	<u>869,599</u>	<u>361,725</u>

21 CONTINGENCIES AND COMMITMENTS

21.1 Contingencies

21.1.1 Various claims amounting to Rs. 60.48 million (2021:Rs. 62.88 million) has been lodged by various parties against the Company. The Company has not acknowledge these claims as the management considers that the Company is not liable to settle the amount.

21.1.2 The deemed assessment under section 120 of Income Tax Ordinance, 2001 of the Company have been finalised up to tax year 2022. Matters of disagreement exist between the Company and the tax authorities for the tax year 2009, 2011, 2012, 2013, 2014, 2015 and 2016. In prior years, the Commissioner has passed amended assessment orders for the these tax years under section 122(5A), wherein tax on dividend income has been charged at corporate tax rate by treating such income as business income of the Company under Fourth Schedule to the Ordinance. Further, certain disallowances were made in respect of provision for IBNR claims, non-withholding of tax on commission expenses and payment of certain expenses in cash. The management is contesting these matters with the tax authorities and has filed appeals with the Appellate Tribunal Inland Revenue (ATIR), the Honourable High Court of Sindh (the Court) and with the Commissioner Inland Revenue Appeals (CIRA) and is confident that these matters will be decided in favour of the Company. Consequently, no provision has been made in these financial statements in respect of the above matters.

For tax years 2009, 2011, 2012 and 2013, the ACIR has passed amended assessment order under section 122(5A) of the Income Tax Ordinance, 2001 wherein tax on dividend income has been charged at corporate tax rate by treating such income as business income of the Company under Fourth Schedule to the Ordinance. As a result of the amended assessment order for the tax year 2009, demand of Rs. 4.63 million was created, for the tax years 2011 and 2012, demand of Rs. 18.58 million was created against which the Company has paid Rs. 9.74 million and for the tax year 2013, demand of Rs. 1.79 million. The Company has filed appeals before CIRA and if the appeal is decided against the Company, a tax liability of Rs. 15.26 million would arise, however the management believes that the case will be decided in favour of the Company.

During 2017, the ACIR issued notice dated 16 May 2017, under section 122(5A) for passing an amended order on certain issues for the tax year 2011. However, the Company has filed a writ petition before the Honourable High Court of Sindh challenging the validity of the notice being barred by limitation of time.



The Court has granted an order and the said order is operating. Based on tax advisor opinion the management is confident of favourable outcome of the said appeal. accordingly, no tax provision has been recorded in these financial statements.

For tax years 2015 and 2016, the ACIR passed an amended assessment order under section 122(5A), wherein tax on dividend income has been charged at corporate tax rate by treating such income as business income of the Company under Fourth Schedule to the Ordinance. Further, certain disallowances were made in respect of non-withholding of tax on commission expenses and payment of certain expenses in cash. Consequently, tax demand of Rs. 2.30 million and Rs. 6.83 million was created respectively. Against the amended assessment order, an appeal was filed before the CIRA, who vide combined appellate order dated 21 November 2017 allowed relief in respect chargeability of dividend at corporate tax rates and levy of Worker's Welfare Fund whereas additions on account of non-withholding of tax commission expense and cash expenses made by the Company were confirmed.

The Company has filed a further appeal before the ATIR on the issues confirmed by the CIRA. Moreover, the department has also filed appeal before the ATIR challenging the relief granted by the CIRA. If the appeal is decided against the Company, a tax liability of Rs. 9.12 million would arise, however the management believes that the case will be decided in favour of the Company.

Moreover, the Deputy Commissioner Inland Revenue (DCIR), Enforcement & Collection Unit-3, Range-B, Zone III, Large tax payers Unit, Karachi finalized the monitoring proceedings 161/205 of the Income Tax Ordinance, 2001 in 2017. The DCIR, while passing the order, levied tax on account of rent, insurance commission, re-insurance premium, insurance claims and payment of various expenses aggregating to Rs.16.64 million including default surcharge and penalty. Against the order, the Company filed an appeal before the CIR(A), wherein the CIR(A) deleted the tax demand against rent payments, remanded back the issues of insurance commission, insurance claims and payment of various expenses. Further, the CIR(A) confirmed the levy of tax in respect of re-insurance premium. Moreover, against the order of CIR(A), the Company filed an appeal before the ATIR which is pending adjudication.

21.1.3 Show-cause notice dated 19 December 2018 was instituted after the Company's audit for the tax periods from January 2016 to December 2016 was carried out under Section 28(2) of the Sindh Sales Tax on Services Act, 2011. The instant notice called upon the Company to show cause as to why not the Sindh sales tax amounting to Rs. 152.26 million may not be assessed as short payment of Sindh sales tax. The Company submitted various arguments, evidence and reconciliations. The Assistant Commissioner SRB vide Order-in-Original dated 13 November 2019 held that the Company has received re-insurance services from foreign re-insurance companies and is, therefore, liable to deposit the Sindh sales tax amount of Rs. 7.56 million along with penalty of Rs. 0.38 million. The Company being aggrieved preferred an appeal before the Commissioner Appeals – SRB. Various hearings have been conducted; however, the case is pending adjudication.

The management is very confident with regard to the merits of the issue involved and suggest favorable outcome for instant case.

21.1.4 During the year 2019, the Assistant Commissioner, Sindh Revenue Board ("ACSRB") had issued a show cause notice No. SRB-COM-I/Unit- 10/SNC/11/2018/000492 ("SCN") dated 22th June 2019, to the Company on various issues specified in the SCN including short payment of Sindh sales tax amount of Rs. 7.44 million. These issues pertain to the tax period 2011. In response to the aforesaid notice, the Company through its legal advisor filed a Constitutional Petition # D-4743 of 2019 in the High Court of Sindh (HCS) challenging the aforesaid notice and obtained interim stay order and case was decided in favor of SRB.

Subsequently the ACSRB fixed the date of hearing on similar SCN on which the Company has decided to challenge the decision of Sindh High Court in the Honorable Supreme Court of Pakistan. Meanwhile, the Company has also requested the ACSRB to extend the date of compliance for instant case. However, the ACSRB passed an Order in Original No. 309 of 2021 dated 01 July 2021 in urgency and whimsical manner which created a demand of Rs. 7.82 million inclusive of penalty. In this regard, the Company decided to file an appeal before the Commissioner Appeals, Sindh Revenue Board. The management cannot predict about its outcome with certainty, but strong believe that the merits of the issue involved suggest favorable outcome for instant case.



21.1.5 During the year 2022, the Sindh Revenue Board through a show cause order No. SRB-COM-I/AC-10/Ins./Alpha/2014-15/2022/27/74688 dated 18th January 2022 (“SCN”), was issued against the Company whereby it was observed that during scrutiny of the financial statements for the calendar years 2014 and 2015 the Company has ceded reinsurance premiums and also received commission from reinsurers. Accordingly, it was alleged that the Company has short paid Sindh Sales Tax of amounting to Rs. 48.39 million under section 23 (1) and (2) of the Sindh Sales Tax on Services Act, 2011.

The Company, being aggrieved by the aforesaid SCN, preferred filing petition before the Honorable High Court of Sindh. The Honorable High Court after hearing the submissions, granted stay against the show cause proceedings and directed SRB not to pass any final adverse order. The interim stay order vide C.P No. D-804 of 2022 dated 14 February 2022 was granted. Although, the management cannot predict about its outcome with certainty, but believe that the merits of the issue involved suggest favorable outcome for instant case.

21.1.6 "During the year 2022, the Sindh Revenue Board through a show cause order No. SRB-COM-I/AC-10/Ins./AIC/2014-15/2022/81757 dated 27th January 2022, (“SCN”) was issued against the Company whereby it was observed during scrutiny of the financial statements of the Company that the Company has written insurance premium worth Rs. 179.99 million which is taxable wherein Sindh Sales Tax (SST) amounting to Rs. 26.10 million for the tax periods from January 2015 to December 2015 is involved. It was further mentioned that the Company has written insurance premium worth Rs. 219.65 million wherein Sindh Sales Tax (SST) amount involved is Rs. 34.05 million for the tax periods from January 2014 to December 2014. The assessing officer alleged that the Company has failed to deposit the Sindh Sales Tax (SST) recoverable against cited taxable services and has also failed to declare the same in the Sindh Sales Tax (SST) returns. Further, it was alleged that the Company has claimed illegal/unlawful input tax adjustment amounting to Rs. 1.32 million on account of certain purchases which are inadmissible according to Section 15 and 15A of the Sindh Sales Tax (SST) on Services Act, 2011 (“the SSTSA, 2011”). Accordingly, the Company was required to show cause as to why Sindh Sales Tax (SST) amounting to Rs. 61.46 million may not be assessed under Section 23(1) and 23(2) of the SSTSA, 2011.

In this regard, the Company, being aggrieved by this SCN, filed petition before Honorable Sindh High Court (SHC) bearing CP No. 1166 of 2022. Sindh High Court (SHC) has suspended operation of impugned order till next date of hearing. Management is having a strong believe that the merits of the issue involved suggest favorable outcome for instant case.

	2022	2021
Note	----- Rupees -----	
21.2 Commitments		
Commitment in respect of operating leases	-	154,200
Not letter than one year	-	-
Later than one year and not later than five year	-	-
Letter than five year	-	154,200
	<u>-</u>	<u>154,200</u>
22 NET INSURANCE PREMIUM		
Written Gross Premium	255,506,811	174,121,378
Add: Unearned premium reserve opening	72,254,843	41,115,050
Less: Unearned premium reserve closing	85,324,267	72,254,843
Premium earned	<u>242,437,387</u>	<u>142,981,585</u>
Less: Reinsurance premium ceded	54,517,771	56,275,549
Add: Prepaid reinsurance premium opening	32,413,688	16,241,569
Less: Prepaid reinsurance premium closing	27,073,841	32,413,688
Reinsurance expense	<u>59,857,618</u>	<u>40,103,430</u>
	<u>182,579,769</u>	<u>102,878,155</u>



	2021	2020
Note	----- Rupees -----	----- Rupees -----
23 NET INSURANCE CLAIMS EXPENSE		
Claims paid	66,508,484	93,434,149
Add: Outstanding claims including IBNR closing	210,329,362	138,206,245
Less: Outstanding claims including IBNR opening	(138,206,245)	(216,107,224)
Claims expense	138,631,601	15,533,170
Less:		
Reinsurance and other recoveries received	(8,732,414)	(31,248,031)
Add: Reinsurance and other recoveries received in respect of outstanding claims opening	78,372,240	120,357,112
Less: Reinsurance and other recoveries received in respect of outstanding claims closing	(91,694,443)	(78,372,240)
Reinsurance and other recoveries revenue	(22,054,617)	10,736,841
	<u>116,576,984</u>	<u>26,270,011</u>
23.1 Claim development		

The Company maintains adequate reserves in respect of its insurance business in order to protect against adverse future claims experience and developments. The uncertainties about the amount and timing of claim payments are normally resolved within one year. The following table shows the development of the claims over a period of time. All amounts are presented in gross numbers before reinsurance.

Accident year	2018	2019	2020	2021	2022 (including IBNR)
Estimate of ultimate claims cost:					
- At end of accident	49,858,309	20,325,249	29,501,376	41,700,930	139,789,399
- One years later	41,362,491	25,136,101	34,694,981	36,428,473	
- Two years later	41,696,497	28,521,457	35,036,797		
- Three years later	35,290,638	28,541,900			
- Four years later	34,011,964				
Current estimate of cumulative claims	34,011,964	28,541,900	35,036,797	36,428,473	139,789,399
Cumulative payment to date	57,527,473	(27,118,022)	(16,111,424)	(34,670,641)	(49,295,429)
Liability recognised in statement of financial position	<u>91,539,437</u>	<u>1,423,878</u>	<u>18,925,373</u>	<u>1,757,832</u>	<u>90,493,970</u>

23.2 The provision for IBNR on the basis of actuarial valuation carried out as at 31 December 2022 amounting to Rs. 30.32 million (2021: Rs. 30.12 million).

	2022	2021
Note	----- Rupees -----	----- Rupees -----
24 NET COMMISSION EXPENSE / ACQUISITION COSTS		
Commission paid or payable	45,016,983	31,491,160
Add: Deferred commission expense opening	12,578,983	7,434,266
Less: Deferred commission expense closing	15,115,328	12,578,983
Net Commission	42,480,638	26,346,443
Less: Commission received or recoverable	1,026,093	1,410,797
Add: Unearned Reinsurance commission opening	979,744	234,162
Less: Unearned Reinsurance commission closing	475,937	979,744
Commission from reinsurers	1,529,900	665,215
	<u>40,950,738</u>	<u>25,681,228</u>



		2022	2021
	Note	----- Rupees -----	----- Rupees -----
25	MANAGEMENT EXPENSES		
Employee benefit cost	25.1	55,252,305	49,636,742
Traveling expenses		1,123,439	601,959
Advertisements & sales promotion		260,850	647,866
Printing and stationery		1,273,280	984,374
Depreciation		4,866,083	5,530,505
Amortisation		106,850	-
Rent, Rates and taxes		740,691	1,129,209
Legal and professional charges - business related		6,108,819	6,693,581
Electricity, gas and water		2,992,678	2,451,993
Entertainment		750,543	1,279,953
Vehicle running expenses		12,218,948	7,352,836
Office repairs and maintenance		1,636,959	627,123
Bank charges		368,303	326,436
Postages, telegrams and telephone		1,630,263	1,696,730
Bad and doubtful debts	25.2	1,369,816	-
Advance tax written off		-	5,023,965
Miscellaneous		4,286,370	955,948
		<u>94,986,197</u>	<u>84,939,220</u>
25.1	Employee benefit cost		
Salaries, allowance and other benefits		53,317,811	48,078,166
Charges for post employment benefits	25.1.1	1,934,494	1,558,576
		<u>55,252,305</u>	<u>49,636,742</u>
25.1.1 This represents Rs. 1,366,183 (2021: Rs. 1,132,456) being contribution for employees' provident fund and Rs. 568,311 (2021: Rs. 426,120) in respect of defined benefit plan.			
		2022	2021
	Note	----- Rupees -----	----- Rupees -----
25.2	Provision for impairment of receivables		
Opening provision		117,188,188	126,057,697
Charge for the year		10,504,020	-
Reversal for the year		(9,134,204)	(8,869,509)
		<u>1,369,816</u>	<u>(8,869,509)</u>
		<u>118,558,004</u>	<u>117,188,188</u>
26	INVESTMENT INCOME		
Available for sale			
Income from equity securities			
Dividend Income		8,498,733	13,455,037
Held to maturity			
Income from debt securities			
Return on government securities		50,581,054	42,638,994
Amortization of discount on government securities		3,018,913	2,687,743
		<u>53,599,967</u>	<u>45,326,737</u>
Total investment income		<u>62,098,700</u>	<u>58,781,774</u>
Less: Impairment in value of available for sale equity securities		<u>(14,043,431)</u>	<u>(3,395,147)</u>
		<u>48,055,269</u>	<u>55,386,627</u>



		2022	2021
	Note	----- Rupees -----	-----
27 OTHER INCOME			
Return on bank balances		11,031,864	3,509,268
Gain on sale of property and equipment		1,645,239	-
Exchange gain		54,497	10,918
Scrap sales income		256,670	526,200
Reversal of bad and doubtful debts		-	8,869,509
		<u>12,988,270</u>	<u>12,915,895</u>
28 OTHER EXPENSES			
Auditors' remuneration	28.1	942,303	892,303
Directors' Fees		1,740,000	2,100,000
Fees & Subscription		347,146	248,892
		<u>3,029,449</u>	<u>3,241,195</u>
28.1 Auditors' remuneration			
Audit fee		735,666	735,666
Out-of-pocket expenses		206,637	156,637
		<u>942,303</u>	<u>892,303</u>
29 FINANCE COSTS			
Mark up on leases		<u>996,746</u>	<u>1,581,818</u>
30 TAXATION			
For the year			
- Current		3,200,269	7,854,129
- Deferred		-	1,652,658
		<u>3,200,269</u>	<u>9,506,787</u>
30.1 Relationship between tax expense and accounting profit			
(Loss) / Profit before taxation		<u>(11,082,771)</u>	<u>27,762,545</u>
Tax at the applicable rate of 29% (2021: 29%)		-	8,051,138
Tax effect of minimum tax		(3,200,269)	(107,463)
Others		-	(283,222)
		<u>(3,200,269)</u>	<u>7,660,453</u>

The relationship between tax expense and accounting profit has not been presented in these financial statements for the as the current year's income of the Company attracts minimum tax under section 113 of Income Tax Ordinance, 2001.

31 (Loss) / Earnings after tax per share - Basic and Diluted

Basic earnings per share are calculated by dividing the net profit for the year by the weighted average number of shares as at the year end as follows:



	2022	2021
	----- Rupees -----	
(Loss) / Profit after tax for the year	<u>(14,283,040)</u>	<u>18,255,758</u>
Weighted average number of ordinary shares	<u>50,000,000</u>	<u>50,000,000</u>
(Loss) / Earnings per share	<u>(0.29)</u>	<u>0.37</u>

31.1 No figure for diluted earnings per share has been presented as the Company has not issued any instrument which would have an impact on earnings per share when exercised.

32 COMPENSATION OF DIRECTORS AND EXECUTIVES

	Chief Executive Officer		Directors		Executives		Total	
	2022	2021	2022	2021	2022	2021	2022	2021
	----- Rupees -----							
Fees	-	-	1,740,000	2,100,000	-	-	1,740,000	2,100,000
Managerial remuneration	1,889,726	4,200,000	-	-	8,897,370	7,186,350	10,787,096	11,386,350
Leave encashment	-	700,000	-	-	-	-	-	700,000
Bonus	-	-	-	-	-	-	-	-
Ex-gratia allowance	-	-	-	-	120,000	15,000	120,000	15,000
Charge for defined contribution plan	-	-	-	-	-	-	-	-
Rent and house maintenance	-	-	-	-	4,287,669	3,267,810	4,287,669	3,267,810
Utilities	-	-	-	-	713,116	544,652	713,116	544,652
Medical	-	-	-	-	-	-	-	-
Conveyance	-	-	-	-	94,592	44,736	94,592	44,736
Entertainment Allowance	-	720,000	-	-	-	-	-	720,000
Others	-	-	-	-	680,778	303,200	680,778	303,200
	<u>1,889,726</u>	<u>5,620,000</u>	<u>1,740,000</u>	<u>2,100,000</u>	<u>14,793,525</u>	<u>11,361,748</u>	<u>18,423,251</u>	<u>19,081,748</u>
Number of persons	<u>1</u>	<u>1</u>	<u>9</u>	<u>11</u>	<u>10</u>	<u>7</u>	<u>20</u>	<u>19</u>

The Non-Executive Directors were paid Directors meeting fee of Rs. 1.74 million (2021 : 2.1 million). No other remuneration was paid to Non-Executive Directors.

33 RELATED PARTY TRANSACTIONS

Related parties comprises State Life Insurance Corporation of Pakistan being the parent company, associated entities having directors in common, other subsidiaries of parent company, directors, key management personnel, gratuity fund and provident fund. The transactions with related parties are carried out at commercial terms and conditions except for compensation to key management personnel which are on employment terms. The transactions and balances with related parties during the year other than those which have been specifically disclosed elsewhere in these financial statements are as follows:



	2022	2021
	----- Rupees -----	
- Transactions and balances with related parties		
Parent Company - State Life Insurance Corporation of Pakistan- 95.15%		
Rent paid	<u>3,768,882</u>	<u>4,642,032</u>
Group Insurance	<u>202,605</u>	<u>-</u>
Pakistan Reinsurance Company Limited - Associate of parent (Common Directorship)		
Reinsurance - Net	<u>17,086,423</u>	<u>7,540,062</u>
Dividend received during the year	<u>355,554</u>	<u>444,443</u>
Employees' funds		
Contribution to provident fund	<u>1,366,183</u>	<u>1,132,456</u>
Others		
Remuneration to key management personnel	<u>16,683,251</u>	<u>16,981,748</u>
Directors' remuneration	<u>1,740,000</u>	<u>2,100,000</u>
Dividend received from Fauji Fertilizers Company Limited	<u>1,085,317</u>	<u>1,055,058</u>
Actuary Fee to M/s Akhtar & Hassan (Private) Limited.	<u>350,000</u>	<u>-</u>
- Balances as at 31 December		
Pakistan Reinsurance Company Limited - Associate of parent (Common Directorship)		
(Payable to) / Receivable from Pakistan Reinsurance Company Limited	<u>(14,535,336)</u>	<u>2,551,087</u>
Others		
Receivable from gratuity fund	<u>(29,850)</u>	<u>180,658</u>
Payable to M/s Akhtar & Hassan (Private) Limited.	<u>350,000</u>	<u>-</u>

34 SEGMENT INFORMATION

Following segment information prepared in accordance with the requirements of Insurance Ordinance, 2000 and the Insurance Rules, 2017 for Class of business wise revenues, results, assets and liabilities:

The class wise revenues and results are as follows:



2022	Fire and property damage	Marine, aviation and transport	Motor	Accident and health	Bond	Miscellaneous	Total
Rupees							
Premium receivable (inclusive of Federal Excise Duty, Federal Insurance Fee and Administrative Surcharge)	121,093,612	45,462,671	53,094,087	26,710,114	2,028,933	28,348,051	276,737,468
Less: Federal Excise Duty	6,120,994	4,240,327	5,876,011	-	258,588	1,871,403	18,367,323
Federal Insurance Fee	431,662	362,181	415,413	2,315	17,494	127,690	1,356,755
Others	14,675	1,453,464	24,740	-	3,900	9,800	1,506,579
Gross written premium (inclusive of administrative surcharge)	114,526,281	39,406,699	46,777,923	26,707,799	1,748,951	26,339,158	255,506,811
Gross direct premium	42,294,311	35,097,433	40,421,069	12,643,299	-	12,553,935	143,010,047
Facultative inward premium	71,399,449	3,203,147	5,261,393	14,062,500	-	13,571,541	107,498,030
Administrative surcharge	832,521	1,106,119	1,095,461	2,000	-	213,682	3,249,783
	114,526,281	39,406,699	46,777,923	26,707,799	-	26,339,158	253,757,860
Insurance premium earned	103,685,632	38,846,609	41,311,480	26,129,640	263,348	32,200,678	242,437,387
Insurance premium ceded to reinsurers	(25,727,387)	(10,284,808)	(5,993,642)	-	(986,180)	(16,865,601)	(59,857,618)
Net insurance premium	77,958,245	28,561,801	35,317,838	26,129,640	(722,832)	15,335,077	182,579,769
Commission income	426,738	88,943	370,981	-	3,872	639,366	1,529,900
Net underwriting income	78,384,983	28,650,744	35,688,819	26,129,640	(718,960)	15,974,443	184,109,669
Insurance claims	(88,225,175)	(14,211,825)	(15,584,418)	(11,064,989)	-	(9,545,194)	(138,631,601)
Insurance claims recovered from reinsurer	16,181,205	5,033,311	787,787	-	-	52,314	22,054,617
Net claims	(72,043,970)	(9,178,514)	(14,796,631)	(11,064,989)	-	(9,492,880)	(116,576,984)
Commission expense	(21,124,578)	(8,834,205)	(4,675,144)	(2,009,508)	(23,844)	(5,813,359)	(42,480,638)
Management expense	(42,184,111)	(14,514,892)	(17,229,976)	(9,837,434)	(644,201)	(10,575,583)	(94,986,197)
Premium deficiency expense	(664,960)	(150,199)	-	570,602	-	2,078,592	1,834,035
Net insurance claims and expenses	(136,017,619)	(32,677,810)	(36,701,751)	(22,341,329)	(668,045)	(23,803,230)	(252,209,784)
Underwriting result	(57,632,636)	(4,027,066)	(1,012,932)	3,788,311	(1,387,005)	(7,828,787)	(68,100,115)
Net investment income							48,055,269
Other income							12,988,270
Other expenses							(3,029,449)
Finance cost							(996,746)
(Loss) before tax							<u>(11,082,771)</u>
Segment assets	78,802,436	45,227,965	59,949,676	16,217,030	2,352,641	39,394,576	241,944,324
Unallocated assets							912,740,233
	<u>78,802,436</u>	<u>45,227,965</u>	<u>59,949,676</u>	<u>16,217,030</u>	<u>2,352,641</u>	<u>39,394,576</u>	<u>1,154,684,557</u>
Segment liabilities	229,749,963	29,840,334	52,127,848	22,393,273	6,094,402	32,643,993	372,849,813
Unallocated liabilities							93,635,097
	<u>229,749,963</u>	<u>29,840,334</u>	<u>52,127,848</u>	<u>22,393,273</u>	<u>6,094,402</u>	<u>32,643,993</u>	<u>466,484,910</u>

34.1 Following are the major customers of the company that represents more than 10% of the business.

Client Name	2022		2021	
	Gross premium	% age of premium	Gross premium	% age of premium
EFU General Insurance Limited - Multan	25,993,328	10.17%	28,989,494	17%
Australian High Commission	12,548,940	4.91%	11,567,948	10%
	<u>38,542,268</u>		<u>40,557,442</u>	



2021	Fire and property damage	Marine, aviation and transport	Motor	Accident and health	Bond	Miscellaneous	Total
----- Rupees -----							
Premium receivable (inclusive of Federal Excise Duty, Federal Insurance Fee and Administrative Surcharge)	79,973,292	29,022,548	42,264,398	11,659,260	-	28,784,870	191,704,368
Less: Federal Excise Duty	4,989,963	2,766,613	4,477,109	-	-	2,969,094	15,202,779
Federal Insurance Fee	349,942	238,927	324,105	2,315	-	191,893	1,107,182
Others	15,355	1,217,679	25,995	-	-	14,000	1,273,029
Gross written premium (inclusive of administrative surcharge)	74,618,032	24,799,329	37,437,189	11,656,945	-	25,609,883	174,121,378
Gross direct premium	34,215,719	22,986,405	31,529,885	11,654,945	-	18,973,084	119,360,038
Facultative inward premium	39,680,069	917,904	5,048,454	-	-	6,450,191	52,096,618
Administrative surcharge	722,244	895,020	858,850	2,000	-	186,607	2,664,721
	74,618,032	24,799,329	37,437,189	11,656,945	-	25,609,882	174,121,377
Insurance premium earned	59,259,269	25,695,602	31,898,208	11,734,795	-	14,393,711	142,981,585
Insurance premium ceded to reinsurers	(21,338,020)	(9,916,560)	(4,655,992)	-	(31,908)	(4,160,950)	(40,103,430)
Net insurance premium	37,921,249	15,779,042	27,242,216	11,734,795	(31,908)	10,232,761	102,878,155
Commission income	296,616	8,868	231,215	-	5,309	123,207	665,215
Net underwriting income	38,217,865	15,787,910	27,473,431	11,734,795	(26,599)	10,355,968	103,543,370
Insurance claims	6,452,358	(1,474,091)	(8,857,417)	(8,873,900)	6,425,000	(9,205,120)	(15,533,170)
Insurance claims recovered from reinsurer	(7,974,021)	-	1,092,180	-	(3,855,000)	-	(10,736,841)
Net claims	(1,521,663)	(1,474,091)	(7,765,237)	(8,873,900)	2,570,000	(9,205,120)	(26,270,011)
Commission expense	(13,853,771)	(5,391,778)	(4,175,473)	(586,640)	-	(2,338,781)	(26,346,443)
Management expense	(34,246,910)	(11,381,972)	(17,182,282)	(5,350,106)	-	(16,777,950)	(84,939,220)
Premium deficiency expense	535,402	-	-	156,736	-	(2,396,798)	(1,704,660)
Net insurance claims and expenses	(49,086,942)	(18,247,841)	(29,122,992)	(14,653,910)	2,570,000	(30,718,649)	(139,260,334)
Underwriting result	(10,869,077)	(2,459,931)	(1,649,561)	(2,919,115)	2,543,401	(20,362,682)	(35,716,964)
Net investment income							55,386,627
Other income							12,915,895
Other expenses							(3,241,195)
Finance cost							(1,581,818)
Profit before tax							<u>27,762,545</u>
Segment assets	66,520,193	32,662,558	44,339,368	11,931,142	455,343	35,367,346	191,275,950
Unallocated assets							<u>886,329,566</u>
	66,520,193	32,662,558	44,339,368	11,931,142	455,343	35,367,346	1,077,605,516
Segment liabilities	153,171,380	23,944,986	41,828,989	18,749,637	3,625,393	33,852,508	275,172,893
Unallocated liabilities							<u>89,391,503</u>
	153,171,380	23,944,986	41,828,989	18,749,637	3,625,393	33,852,508	364,564,396



35 MOVEMENT IN INVESTMENTS

	Held to maturity	Available for sale	Total
	----- Rupees -----		
At beginning of previous year	531,595,948	223,053,525	754,649,473
Additions	467,168,982	3,786,805	470,955,786
Disposals (redemptions)	(553,703,906)	-	(553,703,906)
Fair value net gains (Excluding net realised gains)	-	(6,937,164)	(6,937,164)
Classified as held for trading	-	-	-
Amortisation of premium	2,687,744	-	2,687,744
Impairment losses	-	(3,395,147)	(3,395,147)
At beginning of current year	447,748,768	216,508,019	664,256,786
Additions	260,721,118	-	260,721,118
Disposals	(220,232,488)	-	(220,232,488)
Fair value net gains (Excluding net realised gains)	-	(10,812,473)	(10,812,473)
Classified as held for trading	-	-	-
Amortisation of discount	3,018,913	-	3,018,913
Impairment losses - net of reversal	-	(14,043,431)	(14,043,431)
At end of current year	491,256,311	191,652,115	682,908,425

36 MANAGEMENT OF INSURANCE RISK AND FINANCIAL RISK

The Company issues contracts that transfer insurance risk or financial risk or both. This section summarises these risks and the way the Company manages them.

36.1 Insurance Risk

The risk under any insurance contract is the possibility that the insured event occurs and the uncertainty of the amount of compensation to the insured. Generally most insurance contracts carry the insurance risk for a period of one year.

The Company accepts insurance through issuance of general insurance contracts. For these general insurance contracts the most significant risks arise from fire, atmospheric disturbance, earthquakes, transit, theft, third party liabilities and other catastrophes. For health insurance contracts significant risks arise from epidemics.

The Company's risk exposure is mitigated by employing a comprehensive framework to identify, assess, manage and monitor risk. This framework includes implementation of underwriting strategies which aim to ensure that the underwritten risks are well diversified in terms of type and amount of the risk. Adequate reinsurance is arranged to mitigate the effect of the potential loss to the Company from individual to large or catastrophic insured events. Further, the Company adopts strict claim review policies including active management and prompt pursuing of the claims and regular detailed review of claim handling procedures.

a) Frequency and severity of claims

Risk associated with general insurance contracts includes the reasonable possibility of significant loss as well as the frequent occurrence of the insured events. This has been managed by having in place underwriting strategy, reinsurance arrangements and proactive claim handling procedures.

The reinsurance arrangements against major risk exposure include excess of loss and facultative reinsurance. The objective of having such arrangements is to mitigate adverse impacts of severe losses on the Company's net retentions. As the major reinsurance arrangements are on excess of loss basis, therefore the reinsurance coverage against Company's risk exposures is not quantifiable.



Concentration of risk

To optimise benefits from the principle of average and law of large numbers, geographical spread of risk is of extreme importance. There are a number of parameters which are significant in assessing the accumulation of risk with reference to the geographical location, the most important of which is risk survey.

Risk surveys are carried out on a regular basis for the evaluation of physical hazards associated with the commercial/ industrial/ residential occupation of the insured. Details regarding the fire separation/ segregation with respect to the manufacturing process, storage, utilities, etc. are extracted from the layout plan of the insured facility. Such details are formed part of the reports which are made available to the underwriters/ reinsurance personnel for their evaluation. Reference is made to the standard construction specification as laid down by IAP (Insurance Association of Pakistan). For instance, the presence of perfect party walls, double fire proof iron doors, physical separation between the building within a insured's premises. It is basically the property contained within an area which is separated by another property by sufficient distance to confine insured damage from uncontrolled fire and explosion under the most adverse conditions to that one area.

The ability to manage catastrophic risk is tied managing the density of risk within a particular area. For catastrophic aggregates, the system assigns precise geographic CRESTA (Catastrophe Risk Evaluating and standardising Target Accumulations) codes with reference to the accumulation of sum insured in force at any particular location against natural perils.

For marine risks, complete underwriting details such as sums insured, mode of transport (air / inland transit), vessel identification, sailing dates, origin and destination of the shipments, per carry limits, accumulation of sum insured on a single voyage etc. are taken into consideration.

A number of proportional and non-proportional reinsurance arrangements are in place to protect the net account. Apart from the adequate event limit which is a multiple of the treaty capacity or the primary recovery from the proportional treaty, any loss over and above the said limit would be recovered from the non-proportional treaty which is very much in line with the risk management philosophy of the Company.

The insurers monitors concentration of insurance risks primarily by class of business. The table below sets out the concentration of the claims and premium liabilities (in percentage terms) by class of business at reporting date:

Class	2022			
	Gross claim liabilities	Net claim liabilities	Gross premium liabilities	Net premium liabilities
Fire and property	81.7%	69.1%	48.4%	50.9%
Marine, aviation and transport	6.7%	10.6%	4.3%	1.9%
Motor	5.9%	10.4%	27.7%	34.9%
Health	0.5%	1.0%	7.4%	10.8%
Credit and suretyship	0.0%	0.0%	1.7%	-0.2%
Miscellaneous	5.2%	8.9%	10.5%	1.7%
	100.0%	100.0%	100.0%	100.0%

Class	2021			
	Gross claim liabilities	Net claim liabilities	Gross premium liabilities	Net premium liabilities
Fire and property	77.9%	51.6%	42.2%	32.6%
Marine, aviation and transport	8.3%	17.2%	4.3%	4.8%
Motor	7.7%	17.7%	25.1%	38.8%
Health	1.0%	2.4%	7.9%	14.3%
Credit and suretyship	0.0%	0.0%	0.0%	0.0%
Miscellaneous	5.1%	11.1%	20.5%	9.4%
	100.0%	100.0%	100.0%	100.0%



The Company minimises its exposure to significant losses by obtaining reinsurance from a number of reinsurers, who are dispersed over several geographical regions.

The concentration of risk by type of contracts based on single risk with maximum exposure is summarised below.

	Gross sum insured		Reinsurance		Net	
	2022	2021	2022	2021	2022	2021
Fire and property	693,000,000	472,127,341	678,000,000	462,127,341	15,000,000	10,000,000
Marine, aviation and transport	756,429,731	545,496,358	741,429,731	535,496,358	15,000,000	10,000,000
Motor	46,000,000	18,800,000	45,200,000	18,000,000	800,000	800,000
Health	14,062,500	12,500,000	-	-	14,062,500	12,500,000
Credit and suretyship	94,745,091	-	79,745,091	-	15,000,000	-
Miscellaneous	1,939,447,238	2,961,480,532	1,924,447,238	2,951,480,532	15,000,000	10,000,000
	<u>3,543,684,560</u>	<u>4,010,404,231</u>	<u>3,468,822,060</u>	<u>3,967,104,231</u>	<u>74,862,500</u>	<u>43,300,000</u>

b) Sources of uncertainty in the estimation of future claim payments

Claims on general insurance contracts are payable on a claim occurrence basis. The Company is liable for all insured events as per terms and condition of the insurance contract.

An estimated amount of the claim is recorded immediately on the intimation to the Company. The estimation of the amount is based on management judgement or preliminary assessment by the independence surveyor appointed for the purpose. The initial estimates include expected settlement cost of the claims. Provision for IBNR is recorded based on the advice of the actuary.

There are several variable factors which affect the amount and timing of recognised claim liabilities. The Company takes all reasonable measures to mitigate the factors affecting the amount and timing of claim settlements. However, uncertainty prevails with estimated claim liabilities and it is likely that final settlement of these liabilities may be different from initial recognised amount. Similarly, the provision for claims incurred but not reported is based on historic reporting pattern of the claims other than exceptional losses. Hence, actual amount of incurred but not reported claims may differ from the amounts estimated.

c) Process used to decide on assumptions

The principal assumption underlying the liability estimation of IBNR and Premium Deficiency Reserves is that the Company's future claim development will follow similar historical pattern for occurrence and reporting. The management uses qualitative judgement to assess the extent to which past occurrence and reporting pattern will not apply in future. The judgement includes external factors e.g. treatment of one-off occurrence claims, changes in market factors, economic conditions, etc.

d) Changes in assumptions

The Company did not change its assumptions for the insurance contracts as disclosed in above (b) and (c).

e) Sensitivity analysis

The insurance claim liabilities are sensitive to the incidence of insured events and severity / size of claims. The impact of 10% increase / decrease in incidence of insured events on gross claim liabilities, underwriting results, net claim liabilities, profit before tax and shareholder's equity is as follows:



Average claim cost	Underwriting results		Shareholder's equity	
	31 December 2022	31 December 2021	31 December 2022	31 December 2021
	----- Rupees -----			
Fire and property	(5,763,264)	(1,086,908)	(4,091,917)	(771,704)
Marine and transport	(402,707)	(245,993)	(285,922)	(174,655)
Motor	(101,293)	(164,956)	(71,918)	(117,119)
Health Insurance	378,831	(291,911)	268,970	(207,257)
Bond	(138,701)	254,340	(98,477)	180,581
Miscellaneous	(782,879)	(2,036,268)	(555,844)	(1,445,75)
	<u>(6,810,013)</u>	<u>(3,571,696)</u>	<u>(4,835,108)</u>	<u>(2,535,904)</u>

Financial risk management

The Board of Directors of the Company has overall responsibility for the establishment and oversight of the Company's risk management framework. The Company has exposure to the following risks from its use of financial instruments:

- Financial risk
- Credit risk
- Liquidity risk
- Market risk

36.2 Financial risk

Maturity profile of financial assets and liabilities:

	31 December 2022						Total
	Interest / mark-up bearing			Non Interest / mark-up bearing			
	Maturity upto one year	Maturity after one year	Sub total	Maturity upto one year	Maturity after one year	Sub total	
	----- Rupees -----						
Financial assets							
Cash	119,848,273	-	119,848,273	5,597,702	-	5,597,702	125,445,975
Investments	260,721,118	230,535,193	491,256,311	191,652,115	-	191,652,115	682,908,426
Loans and other receivables	-	-	-	7,285,604	-	7,285,604	7,285,604
Insurance / reinsurance receivables	-	-	-	225,680,181	-	225,680,181	225,680,181
Reinsurance recoveries against outstanding claims	-	-	-	91,694,443	-	91,694,443	91,694,443
Salvage recoveries accrued	-	-	-	862,020	-	862,020	862,020
	<u>380,569,391</u>	<u>230,535,193</u>	<u>611,104,584</u>	<u>522,772,065</u>	<u>-</u>	<u>522,772,065</u>	<u>1,133,876,649</u>
Financial liabilities							
Underwriting Provision for outstanding claims including IBNR	-	-	-	(210,329,362)	-	(210,329,362)	(210,329,362)
Insurance / reinsurance payables	-	-	-	(68,893,641)	-	(68,893,641)	(68,893,641)
Other creditors and accruals	-	-	-	(69,550,008)	-	(69,550,008)	(69,550,008)
	<u>-</u>	<u>-</u>	<u>-</u>	<u>(348,773,011)</u>	<u>-</u>	<u>(348,773,011)</u>	<u>(348,773,011)</u>
Interest rate risk sensitivity gap	<u>380,569,391</u>	<u>230,535,193</u>	<u>611,104,584</u>				
Cumulative interest rate risk sensitivity gap	<u>380,569,391</u>	<u>611,104,584</u>					



31 December 2021

	Interest / mark-up bearing			Non Interest / mark-up bearing			Total
	Maturity upto one year	Maturity after one year	Sub total	Maturity upto one year	Maturity after one year	Sub total	
----- Rupees -----							
Financial assets							
Cash	48,365,965	-	48,365,965	21,116,541	-	21,116,541	69,482,506
Investment	220,232,487	-	220,232,487	216,508,019	-	216,508,019	436,740,506
Loans and other receivables	-	-	-	57,179,238	-	57,179,238	57,179,238
Insurance / reinsurance receivables	-	-	-	182,540,072	-	182,540,072	182,540,072
Reinsurance recoveries against outstanding claims	-	-	-	78,372,240	-	78,372,240	78,372,240
Salvage recoveries accrued	-	-	-	12,385	-	12,385	12,385
	<u>268,598,452</u>	-	<u>268,598,452</u>	<u>555,728,495</u>	-	<u>555,728,495</u>	<u>824,326,947</u>
Financial liabilities							
Underwriting Provision for outstanding claims including IBNR	-	-	-	(138,206,245)	-	(138,206,245)	(138,206,245)
Insurance / reinsurance payable	-	-	-	(53,839,857)	-	(53,839,857)	(53,839,857)
Other creditors and accruals	-	-	-	(65,833,991)	-	(65,833,991)	(65,833,991)
	-	-	-	<u>(257,880,093)</u>	-	<u>(257,880,093)</u>	<u>(257,880,093)</u>
Interest rate risk sensitivity gap	<u>268,598,452</u>	-	<u>268,598,452</u>				
Cumulative interest rate risk sensitivity	<u>268,598,452</u>	<u>268,598,452</u>					

a) Sensitivity analysis - interest rate risk

a.1) Fair value sensitivity analysis for fixed rate instruments

The Company does not account for any fixed rate financial assets at fair value through profit and loss. Therefore, a change in interest rates at the reporting date would not affect profit and loss account and equity of the Company.

a.2) Cash flow sensitivity analysis for variable rate instruments

The Company is exposed to cash flow interest rate risk in respect of its balances with saving account with banks. A change of 100 basis points in interest rates at the year end would not have material impact on profit for the year and equity of the Company.

b) Sensitivity analysis - equity risk

Equity price risk is the risk of changes in the fair value of equity securities as the result of changes in the levels of PSX-100 Index and the value of individual shares. The equity price risk exposure arises from the Company's investments in equity securities and units of mutual funds. This arises from investments held by the Company for which prices in the future are uncertain. The Company policy is to manage price risk through diversification and selection of securities within specified limits set by the management.

The management monitors the fluctuations of prices of equity securities on regular basis. The Company also has necessary skills for monitoring and managing the equity portfolio in line with fluctuations of the market.

Market prices are subject to fluctuation and consequently the amount realised in the subsequent sale of an investment may significantly differ from the reported market value. Furthermore, amount realized in the sale of a particular security may be affected by the relative quantity of the security being sold.



36.3 Credit risk

Credit risk is the risk that arises with the possibility that one party to a financial instrument will fail to discharge its obligation and cause the other party to incur a financial loss. The Company attempts to control credit risk by monitoring credit exposures by undertaking transactions with a large number of counterparties in various industries and by continually assessing the credit worthiness of counterparties.

36.3.1 Exposure to credit risk

Credit risk of the Company arises principally from the balances with banks, loans to employees, investments (except for investment in government securities, units of mutual funds and listed equity shares), premium due but unpaid, amount due from other insurers / reinsurers, reinsurance and other recoveries against outstanding claims and sundry receivable. To reduce the credit risk the management continuously reviews and monitors the credit exposure towards the policyholders and other insurers / reinsurers and makes provision against those balances considered doubtful of recovery.

In summary, compared to the amount included in statement of assets and liabilities, the maximum exposure to credit risk as follows:

	Note	31 December 2022		31 December 2021	
		Balance as per the financial statement	Maximum exposure	Balance as per the financial statement	Maximum exposure
----- Rupees -----					
Cash at bank	16	125,238,895	125,238,895	118,287,665	118,287,665
Investments	8 & 9	682,908,426	682,908,426	664,256,787	664,256,787
Loans and other receivables	10	7,285,604	7,285,604	57,179,238	57,179,238
Insurance / reinsurance receivables	11	225,680,181	225,680,181	182,540,072	182,540,072
Reinsurance recoveries against outstanding claims		91,694,443	91,694,443	78,372,240	78,372,240
Salvage recoveries accrued		862,020	862,020	12,385	12,385
		<u>1,133,669,569</u>	<u>1,133,669,569</u>	<u>1,100,648,387</u>	<u>1,100,648,387</u>

The credit quality of Company's bank balances can be assessed with reference to external credit ratings as follows:

	Rating		Rating Agency	2022	2021
	Short term	Long term		----- Rupees -----	
National Bank of Pakistan Limited	A1+	AAA	PACRA	70,167	70,002
Allied Bank Limited	A1+	AAA	PACRA	129,069	129,069
MCB Bank Limited	A-1+	AAA	PACRA	39,433	335,018
Soneri Bank Limited	A-1+	AA-	PACRA	92,054	92,054
United Bank Limited	A-1+	AAA	VIS	71,099,903	67,129,776
JS Bank Limited	A-1+	AA-	PACRA	1,201,662	530,746
Meezan Bank Limited	A1+	AAA	PACRA	52,606,607	50,001,000
				<u>125,238,895</u>	<u>118,287,665</u>

Concentration of credit risk

Concentration of credit risk arises when a number of counterparties have a similar type of business activities. As a result, any change in economic, political or other conditions would effect their ability to meet contractual obligations in similar manner. The Company manages concentration of credit risk through diversification of activities among individuals, groups and industry segments.

The Company enters into re-insurance / co-insurance arrangements with re-insurers / other insurers having sound credit ratings accorded by reputed credit rating agencies. Further, the Company is required to comply with the requirements of circular no. 32 / 2009 dated October 27, 2009 issued by SECP which requires an insurance company to place at least 80% of their outward treaty cessions with reinsurers rated 'A' or above by Standard & Poors with the balance being placed with entities rated at least 'BBB' by reputable ratings agency. An analysis of all reinsurance assets recognised by the rating of the entity from which it is due is as follows:



	Amount due from other insurers / reinsurers	Reinsurance and other recoveries against outstanding claims	Prepaid reinsurance premium ceded	2022	2021
A or above (including PRCL)	106,695,711	32,564,988	9,475,845	148,736,544	115,539,220
A -	21,365,523	22,578,428	17,597,996	61,541,947	52,617,345
BBB	-	-	-	-	577,543
Others	3,806,885	36,551,027	-	40,357,912	29,804,635
	<u>131,868,119</u>	<u>91,694,443</u>	<u>27,073,841</u>	<u>250,636,403</u>	<u>198,538,743</u>

36.3.2 Liquidity risk

Liquidity risk is defined as the risk that the Company will encounter difficulty in meeting its financial obligations associated with financial liabilities. Liquidity risk arises because of the possibility that the Company might be unable to meet its payment obligations when they fall due under normal circumstances. To guard against the risk, the Company has diversified funding sources and assets are managed with liquidity in mind, maintaining a healthy balance of cash and cash equivalents and readily marketable securities. The maturity profile is monitored to ensure adequate liquidity is maintained.

The following are the contractual maturities of financial liabilities:

	2022		
	Carrying Amount	Upto one year	Greater than one year
	----- Rupees -----		
Non-Derivative Financial Liabilities			
Outstanding claims including IBNR	210,329,362	210,329,362	-
Insurance / reinsurance payables	68,893,641	68,893,641	-
Other creditors and accruals	69,550,008	69,550,008	-
	<u>348,773,011</u>	<u>348,773,011</u>	<u>-</u>
	2021		
	Carrying Amount	Upto one year	Greater than one year
	----- Rupees -----		
Non-Derivative Financial Liabilities			
Outstanding claims including IBNR	138,206,245	138,206,245	-
Insurance / reinsurance payables	53,839,857	53,839,857	-
Other creditors and accruals	65,833,991	65,833,991	-
	<u>257,880,093</u>	<u>257,880,093</u>	<u>-</u>

36.3.3 Market risk

Market risk is the risk that changes in market prices, such as foreign exchange rates, interest rates and equity prices may affect the Company's income or the value of its holdings of financial instruments. The objective of market risk management is to manage and control market risk exposures within acceptable parameters, while optimising the return. All transactions are carried in Pak Rupees therefore, the Company is not exposed to currency risk. However, the Company is exposed to interest rate risk and other price risk.

Fair value sensitivity analysis for fixed rate instruments

The Company does not account for any fixed rate financial assets at fair value through profit and loss. Therefore, a change in interest rates at the reporting date would not affect profit and loss account and equity of the Company.

Cash flow sensitivity analysis for variable rate instruments

The Company is exposed to cash flow interest rate risk in respect of its balances with profit and loss sharing account with banks and term finance certificates. A change of 100 basis points in interest rates at the year end would not have material impact on profit for the year and equity of the Company.

36.3.4 Foreign Currency risk

Foreign currency risk is the risk that the fair value of future cash flows of financial instruments will fluctuate because of changes in exchange rates. The Company, at present is not materially exposed to currency risk as all of the transactions are carried out in Pakistani Rupees.



Fair value of financial instruments

Fair value is the amount for which an asset could be exchanged, or a liability settled, between knowledgeable, willing parties in an arm's length transaction.

37 FAIR VALUE OF FINANCIAL INSTRUMENTS

The following table shows the carrying amount and fair values of financial assets and financial liabilities, including their levels in the fair value hierarchy.

31 December 2022						
	Held-for-trading	Available-for sale	Held to maturity	Loans and receivables	Other financial liabilities	Total
----- Rupees -----						
Financial assets measured at fair value						
Investments						
- Investment in equity securities	-	191,652,115	-	-	-	191,652,115
Financial assets not measured at fair value						
Cash and bank*	-	-	-	125,445,975	-	125,445,975
Investments						
- Debts securities	-	-	491,256,311	-	-	491,256,311
Insurance / reinsurance receivables*	-	-	-	225,680,181	-	225,680,181
Reinsurance recoveries against outstanding claims*	-	-	-	91,694,443	-	91,694,443
Salvage recoveries accrued	-	-	-	862,020	-	862,020
Loans and other receivables*	-	-	-	7,285,604	-	7,285,604
Financial liabilities not measured at fair value						
Outstanding claims (including IBNR)*	-	-	-	-	(210,329,362)	(210,329,362)
Insurance/Reinsurance Payables	-	-	-	-	(68,893,641)	(68,893,641)
Other creditors and accruals*	-	-	-	-	(69,550,008)	(69,550,008)
	-	191,652,115	491,256,311	450,968,223	(348,773,011)	785,103,638

31 December 2021						
	Held-for-trading	Available-for sale	Held to maturity	Loans and receivables	Other financial liabilities	Total
----- Rupees -----						
Financial assets measured at fair value						
Investments						
- Investment in equity securities	-	216,508,019	-	-	-	216,508,019
Financial assets not measured at fair value						
Cash and bank*	-	-	-	69,482,506	-	69,482,506
Investments						
- Debts securities	-	-	447,748,768	-	-	447,748,768
Insurance / reinsurance receivables*	-	-	-	182,540,072	-	182,540,072
Reinsurance recoveries against outstanding claims*	-	-	-	78,372,240	-	78,372,240
Salvage recoveries accrued	-	-	-	12,385	-	12,385
Loans and other receivables*	-	-	-	57,179,238	-	57,179,238
Financial liabilities not measured at fair value						
Outstanding claims (including IBNR)*	-	-	-	-	(138,206,245)	(138,206,245)
Insurance/Reinsurance Payables	-	-	-	-	(53,839,857)	(53,839,857)
Other creditors and accruals*	-	-	-	-	(65,833,991)	(65,833,991)
	-	216,508,019	447,748,768	387,586,441	(257,880,093)	793,963,135



	As at December 31 2022	Level 1	Level 2	Level 3	As at December 31 2021	Level 1	Level 2	Level 3
----- Rupees -----								
Financial assets measured at fair value								
Available-for-sale								
- Listed equity securities	191,652,115	191,652,115	-	-	216,508,019	216,508,019	-	-
Financial assets not measured at fair value								
Held-to-maturity								
- Government securities	491,256,311	-	491,256,311	-	447,748,768	-	447,748,768	-
	682,908,426	191,652,115	491,256,311	-	664,256,787	216,508,019	447,748,768	-

* The Company has not disclosed the fair value of these items because their carrying amounts are a reasonable approximation of fair value.

Fair value is an amount for which an asset could be exchanged, or a liability settled, between knowledgeable willing parties in an arm's length transaction. Consequently, differences may arise between the carrying values and the fair values estimates.

The Company measures fair values using the following fair value hierarchy that reflects the significance of the inputs used in making the measurements:

Level 1

Fair value measurements using quoted prices (unadjusted) in active markets for identical assets or liabilities.

Level 2

Fair value measurements using inputs other than quoted prices included within Level 1 that are observable for the asset or liability, either directly (i.e. as prices) or indirectly (i.e. derived from prices).

Level 3

Fair value measurements using inputs for the asset or liability that are not based on observable market data (i.e. unobservable inputs).

38 CAPITAL MANAGEMENT

The Company's objective when managing capital is to safeguard the Company's ability to continue as a going concern so that it can continue to provide returns for shareholders and benefits for other stakeholders; and to maintain a strong capital base to support the sustained development of its business.

The Company manages its capital structure by monitoring return on net assets and makes adjustments to it in the light of changes in economic conditions.

The Company currently meets the minimum paid-up capital requirement i.e. Rs.500 million as required by the Securities and Exchange Commission of Pakistan.

39 CORRESPONDING FIGURES

Previous year figures have been rearranged and/or recalssified, whenever necessary for better presentation. Recalssification made in the financials statements as follows:

<u>Recalssification from</u>	<u>Recalssification to</u>	<u>Rupees</u>
Loans and other receivables	Cash and bank	50,001,000



40 NUMBER OF EMPLOYEES

	2022	2021
	Number	
Number of employees as at year end	<u>56</u>	<u>60</u>
Average Number of employees during the year	<u>58</u>	<u>64</u>

41 DATE OF AUTHORISATION FOR ISSUE

These financial statements have been authorised for issue in accordance with a resolution of the Board of Directors on April 05, 2023.

42 GENERAL

Figures in the financial statements are rounded off to the nearest rupee.


Chief Executive Officer


Chairman


Director


Director



Pattern of Shareholding

As at December 31, 2022

Number of Shareholders	Shareholding			Total Share Held
	From		To	
3	1	to	100	193
3	101	to	500	888
15	501	to	1,000	12,284
18	1,001	to	5,000	51,037
20	5,001	to	10,000	132,923
22	10,001	to	25,000	299,255
5	25,001	to	50,000	147,746
7	50,001	to	75,000	428,325
3	75,001	to	100,000	234,036
1	100,001	to	150,000	101,615
4	150,001	to	205,000	809,600
1	205,001	to	300,000	207,255
1	300,001	to	47,574,843	47,574,843
103	Total			50,000,000

Number of Shareholders	Category of Shareholders	Total Share Held	Percentage %
1	State Life Insurance Corporation of Pakistan	47,574,843	95.15%
1	Ex-Director - Mr. Maudood Ahmed Lodhi	12,631	0.03%
101	Individuals	2,412,526	4.83%
103	Total	50,000,000	100.00%



Branch Network

Main Branch, Karachi

Branch Address: 406, 4th Floor,
Business & Finance Centre,
Opp: State Bank of Pakistan,
I.I. Chundrigar Road,
Karachi.
Office Nos. 021-32429151
& 021-32425547
Fax No. 021-32435142
reyaz@alphainsurance.com.pk

Karachi South Division Branch

Branch Address: 4th Floor,
Building # 1-B,
State Life Square,
Off: I.I. Chundrigar Road,
Karachi - 74000.
PABX: 021-32426041-5
Fax No. 021-32419968, 32422478
m.abbas@alphainsurance.com.pk

Central Branch, Karachi

Branch Address: 4th Floor,
Building # 1-B,
State Life Square,
Off: I.I. Chundrigar Road,
Karachi - 74000.
PABX: 021-32426041-5
Fax No. 021-32419968, 32422478
centralbranch@alphainsurance.com.pk

Lahore Branch

Branch Address: 4 Bank Square,
Shahrah-e-Quaid-e-Azam,
P.O.Box No.125,
Lahore.
Office Nos. 042-37322518 &
042-37311618
Fax No. 042-37324628
ilyas@alphainsurance.com.pk

Faisalabad Branch

Branch Address: 6th Floor,
State Life Building, Liaquat Road,
Faisalabad.
Office No. 041-2640383
Fax No. 041-2640384
salahuddin@alphainsurance.com.pk

Multan Branch

Branch Address: Room Nos. 1 & 2,
1st floor, Hajvairi Arcade Center,
Kutchery Road,
Multan.
Office No. 061-4510694
Fax No. 061-4541649
babarshahzad401@alphainsurance.com.pk

Islamabad Branch

Branch Address: Ground Floor,
State Life Building - 5,
China Chowk, Jinnah Avenue,
Blue Area,
Islamabad.
Office Nos. 051-2274032-34
Fax No. 051-2274964
raza@alphainsurance.com.pk

Rawalpindi Branch

Branch Address: 2nd Floor,
State Life Building # 8,
Kashmir Road,
Rawalpindi Cantt.
Office Nos. 051-5568349, 051-5562249
Fax No. 051-5519201
javed@alphainsurance.com.pk



Proxy Form

Annual General Meeting


I/We.....of.....Being a member of Alpha Insurance Company Limited hereby appoint Mr..... of..... of failing him Mr..... of.....as my/our Proxy to vote for me/us and on my/our behalf at the 71st Annual General Meeting of the Company to be held on 28th day of April, 2023 at 11:00 a.m. at Company's Head Office, 4th Floor, Building No. 1-B, State Life Square, I.I. Chundrigar Road, Karachi and at any adjournment thereof.

Signed this..... day of 2023

1. Witness:

Signature.....
 Name.....
 Address.....

 CNIC.....



2.

Signature.....
 Name.....
 Address.....

 CNIC.....

Signature.....
 Holder ofOrdinary Shares
 Share Register Folio No.....

Notes:

1. A proxy must be member of the Company.
2. Proxies must be received at the registered office of the Company not less than 48 hours before the time appointed for the Meeting.

This signature of the instrument of proxy must confirm to the specimen signature recorded with the Company.



State Life Building # 1-B, I.I. Chundrigar Road, Karachi - Pakistan
Web: www.alphainsurance.com.pk